

HAWK
FURNITURE

HAWK
FURNITURE

EAST WING



Hawk Furniture Ltd
Hawk Landings, Skiff Lane
Holme Upon Spalding Moor
York
YO43 4BB

t 01430 861229
f 01430 861225

www.hawkfurniture.co.uk
enquiries@hawkfurniture.co.uk

product guide 2019
valid from January 1st 2019 to April 30th 2019

DESKING

10	GIORGIO
14	GIORGIO WIRE MANAGED
18	GIORGIO HEIGHT SETTABLE
22	PANEL END
26	ROMA LORENZO
30	BOLOGNA
34	MODENA
38	LINKS & EXTENSIONS
44	GRAVITY SINGLE HEIGHT ADJUSTABLE
46	KICK & CLICK HEIGHT ADJUSTABLE
48	VOLT HEIGHT ADJUSTABLE
50	ELEC HEIGHT ADJUSTABLE
52	SCREENS

BENCH DESKING

64	BUDGET
68	GIANNI
72	EVOLUTION
76	FORCE
80	GRAVITY HEIGHT ADJUSTABLE

STORAGE

88	PEDESTALS
90	FREESTANDING STORAGE
98	ACCESSORIES
100	STORAGE WALL

RECEPTION

102	RECEPTION
-----	-----------

TABLES

108	BOARDROOM
114	GIANNI A FRAME
118	CANTEEN/FULLY WELDED
122	MEETING
123	COFFEE
124	FLIP TOP / FOLDAWAY / TEMPORARY

EDUCATIONAL

126	PAOLO CONTRACT
128	TRAY UNITS
130	WORK BENCHING
132	IT DESKS
133	LECTERNS

RESIDENTIAL

134	FULL RANGE
-----	------------

BESPOKE

138	BESPOKE
-----	---------

SEATING

143	OPERATOR/TASK
150	SOFT SEATING

NEED HELP?

Look at the next two pages for a brief summary of our most popular ranges, with images and descriptions to help get you started. This new product guide is packed full of hints and tips to help make sure you choose the right products for your workplace.

GUIDES & ADVICE

40	SIT STAND INFORMATION
42	LINAK INFORMATION
43	HEIGHT ADJUSTABLE DESKING COMPARISON
62	BENCH SYSTEMS COMPARISON
164	MFC/METAL FINISHES
165	FABRIC CHOICES
168	QUICK COMPARE DESK PRICING



PAGE 76
FORCE BENCH

A high end bench system incorporating a solid, chunky design. Sliding tops and cable trays are included as standard, available in a wide range of sizes and options.



PAGE 80
GRAVITY

A premium sit stand desk incorporating sliding tops, FULL wire-management systems, smartphone and desktop PC connectivity (to set personal weight loss goals) and anti-collision safety features. Want to see the Gravity in action then search on Youtube for 'don't be a Bob!'

PAGE 68
GIANNI BENCH

The original bench. This extremely popular system incorporates sliding tops, cable trays, a choice of goalpost or A frame legs, full size or inset screens and scalloped tops - all at no extra cost!



PAGE 48
VOLT HEIGHT ADJUSTABLE

An extremely competitively-priced sit stand desk, available with White or Silver frames and supplied with a digital controller as standard. It might not have the frills of the Gravity but if your goal is to own a sit stand desk then this is the most cost-effective option on the market. **NOW WITH A 5 YEAR GUARANTEE.**

PAGE 114
GIANNI A FRAME

A brand new range of poseur 1050mm height and 740mm desk height meeting tables. These indoor picnic tables are perfect for informal meetings, collaborative work spaces or simply as an upmarket canteen table.



PAGE 72
EVOLUTION BENCH

One of the strongest and most versatile bench systems on the market, **perfect for multiple-monitor workstations.** A range of screen heights to sit alongside your easy access flip-up cable trays ensures this robust bench system will stand the test of time.



PAGE 64
BUDGET BENCH

If price is your priority without wanting to compromise on quality, this value-engineered bench desk has been stripped back to provide a very competitively-priced system yet still enjoys a full 10 year guarantee.

PAGE 134
RESIDENTIAL

Ideally suited for student accommodation, our robust manufacturing methods ensure a true fit-for-purpose product that can stand the test of time - proven by our 10 year guarantee.



Many companies claim to be British manufacturers but the reality couldn't be further from the truth. Apart from a small handful of components that need to be imported (such as our accessories), absolutely everything is manufactured at our facility in the heart of East Yorkshire. Woodwork, metal fabrication and even powder-coating is carried out on site, with all raw materials sourced from as local suppliers as possible. This helps reduce our carbon footprint, reduce our dependency on third parties and provide a more reliable, ethical product, flying the flag for British manufacturing.



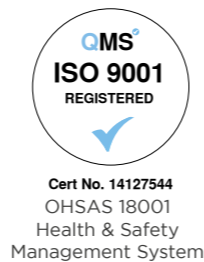
FSC / PEFC Accreditation Of Board Suppliers



“ A true British manufacturer. Fabricating all metalwork and woodwork here at our plant in the heart of East Yorkshire ”



Accreditations & Associations



Hawk is committed to responsible manufacturing as we believe that actions need to be taken today, rather than leaving our problems for future generations to fix. That's why all our MFC board is procured from sustainable, managed forests that are part of the Forest Stewardship Council (FSC).

Further to sourcing FSC-accredited board, we go several steps further to help minimise our carbon footprint. Waste board is used to heat the factory in a state-of-the-art biomass burner and larger off-cuts are used for the core of our budget screens. Not only does this allow for pleasant working conditions all year round but makes for extremely competitively-priced desk screens.

95% of products manufactured in-house

This means we have near-total control over the manufacturing process, ensuring quality and reliability are never compromised

99% recyclable materials

Because what happens to our furniture at the end of its life cycle is just as important as what happens at the beginning

We source our raw materials as locally as possible

This reduces our carbon footprint whilst promoting local businesses

Established 1988

The 10 acre site is home to our skilled, dedicated workforce working throughout an 80,000 sq ft manufacturing plant, sales, and distribution team




Powdercoating plant



Warehouse / Transport



Wood shed 2



DESKING

GIORGIO



The Giorgio leg has always been a firm favourite. A no nonsense design coupled with an affordable price, are the two main reasons why this has been our best selling leg for nearly 30 years.

GIORGIO WIRE MANAGED



Store your wires neatly inside the cover plates of our Giorgio Wire Managed leg. Removable inner and outer plates ensure easy tool-less access.

GIORGIO HEIGHT SETTABLE



Whether you're tall or small, our height settable desks are great for making sure your posture doesn't suffer.

PANEL END



Providing privacy and strength, our Panel End desks are supplied with a 25mm leg and are available in all 14 MFC finishes.

ROMA LORENZO



For those who like things a little curvier, our Roma Lorenzo leg is a profiled version of the Panel End leg available in all the same top choices and finishes, too.

BOLOGNA



The Bologna leg brings contemporary elegance to every workplace. Smooth, sleek and curvaceous, it is a perfect example of modern design with a chic Italian influence.

MODENA



For something with unmistakable substance and irrefutable style, choose our Modena leg system. It has been built to last and designed to delight, combining offset angles and gentle curves with durability and strength.

All leg frames are available on all top shapes. All colour finishes are priced the same



GIORGIO

The backbone of office furniture. The Giorgio cantilever leg has been a favourite since its inception in the 1980s and despite the growing trend in bench desking, cantilever leg desks are still common in the workplace today.

An affordable desk available in a vast range of sizes and colours ensures the Giorgio leg will be around for many more years to come.



For Giorgio desks please prefix code with 'G' and suffix code with top thickness eg. GRD16/25
All handed desks are illustrated in a right hand (RH) configuration.



800 DEEP RECTANGULAR DESKTOP
H: 740mm D: 800mm

RD18	RD16	RD14	RD12	RD10	RD8
1800	1600	1400	1200	1000	800

18mm	£220	£185	£170	£159	£150	£143
25mm	£241	£214	£197	£182	£171	£164



Grain front to back

600 DEEP RECTANGULAR DESKTOP
H: 740mm D: 600mm

RR18	RR16	RR14	RR12	RR10	RR8
1800	1600	1400	1200	1000	800

£213	£179	£164	£151	£143	£136
£230	£213	£190	£175	£165	£158



D ENDED DESKTOP
H: 740mm D: 800mm

DE22	DE20
2200	2000

£266	£253
£313	£297



WAVE DESKTOP
H: 740mm D: 1000-800mm

WV18	WV16	WV14	WV12	WV10
1800	1600	1400	1200	1000

18mm	£267	£253	£231	£215	£205
25mm	£287	£272	£262	£251	£242



COMPACT WAVE DESKTOP
H: 740mm D: 800-600mm

CWV18	CWV16	CWV14	CWV12
1800	1600	1400	1200

£241	£229	£219	£209
£262	£248	£239	£230



DOUBLE WAVE DESKTOP
H: 740mm D: 1000-800mm

DWV18	DWV16
1800	1600

£285	£277
£329	£316



J SHAPE TOP 600x600
H: 740mm D: 1200mm

J1866	J1666	J1466	J1266
1800	1600	1400	1200

18mm	£302	£270	£239	£227
25mm	£347	£310	£275	£263



J SHAPE TOP 800x600
H: 740mm D: 1200mm

J18	J16	J14	J12
1800	1600	1400	1200

£307	£276	£244	£232
£352	£316	£281	£268



J SHAPE TOP 800x800
H: 740mm D: 1200mm

J1888	J1688	J1488	J1288
1800	1600	1400	1200

£316	£286	£254	£242
£361	£325	£291	£277

Check out our desk comparison reference chart on p168-173

◆ Fixed pedestals not available ♣ Pedestals will not fit under

AVAILABLE BOARD FINISHES

Anthracite (AN), Beech (B), Cherry (C), Classic Ash (CA), Dakar (DK), Light Oak (LO), Modern Oak (MO), Maple (M), Plain Grey (PG), Portofino Cherry (PC), Silver (S), Swiss Elm (SE), Walnut (WA), White (WH) available in 18mm and 25mm.

For Giorgio desks please prefix code with 'G' and suffix code with top thickness eg. GRD16/25
All handed desks are illustrated in a right hand (RH) configuration.



BOW FRONTED S SHAPE
H: 740mm D:1200mm

BFS20	BFS18	BFS16
2000	1800	1600

18mm	£420	£393	£363
25mm	£468	£439	£402



S SHAPED TOP
H: 740mm D:1200mm

S20	S18	S16
2000	1800	1600

£349	£323	£292
£396	£370	£333



ANGULAR DESKTOP
H: 740mm D: 1134mm

AT22	AT20
2200	2000

£329	£316
£349	£334



SYMMETRICAL DESKTOP
H: 740mm D: 1800/1600mm

SYM18	SYM16
1800	1600

18mm	£432	£404
25mm	£493	£461



COMPACT DESKTOP
H: 740mm D: 1000-800/600mm

CS18	CS16
1800	1600

£310	£277
£318	£288



BOW FRONTED DESKTOP
H: 740mm D: 1000mm

BF18	BF16	BF14	BF12
1800	1600	1400	1200

£266	£232	£218	£205
£316	£275	£260	£242



CURVED DESKTOP
H: 740mm D: 950mm

CD18
1800

18mm	£298
25mm	£340



120° CORE UNIT TOP
H: 740mm D: 800 or 600mm

CU128	CU126	CU11	CU9
2078	2078	1905	1558
800mm	600mm	800mm	600mm
	♣		♣

£397	£365	£340	£329
£438	£405	£379	£370



PRINTER TABLE
H: 740mm D: 800mm

PT8
800

£220
£253

◆ Fixed pedestals not available ♣ Pedestals will not fit under

Check out our desk comparison reference chart on p168-173

AVAILABLE BOARD FINISHES

Anthracite (An), Beech (B), Classic Ash (CA), Cherry (C), Dakar (DK), Light Oak (LO), Modern Oak (MO), Maple (M), Plain Grey (PG), Portofino Cherry (PC), Silver (S), Swiss Elm (SE), Walnut (WA), White (WH) available in 18mm and 25mm.

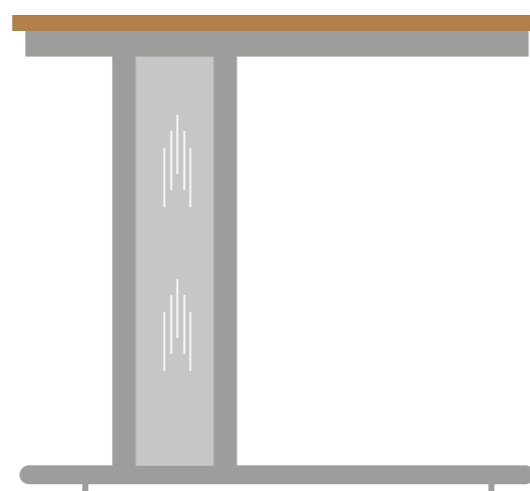




GIORGIO WIRE MANAGED

The affordable way to keep wires neatly tucked away. The Giorgio wire-managed leg is a factory fitted option available in a matching or contrasting finish.

Metalwork available in Silver as standard, with Black, White & Grey options at no extra cost.



For Giorgio Wire Managed desks please prefix code with 'GWM' and suffix code with top thickness eg. GWMRD16/25. All handed desks are illustrated in a right hand (RH) configuration.



800 DEEP RECTANGULAR DESKTOP
H: 740mm D: 800mm

	RD18	RD16	RD14	RD12	RD10	RD8
	1800	1600	1400	1200	1000	800

18mm	£275	£240	£227	£215	£205	£197
25mm	£297	£269	£254	£237	£228	£220



Grain front to back

600 DEEP RECTANGULAR DESKTOP
H: 740mm D: 600mm

	RR18	RR16	RR14	RR12	RR10	RR8
	1800	1600	1400	1200	1000	800

	£267	£234	£220	£206	£197	£192
	£286	£268	£246	£230	£221	£214



D ENDED DESKTOP
H: 740mm D: 800mm

	DE22	DE20
	2200	2000

	£321	£309
	£368	£352



WAVE DESKTOP
H: 740mm D: 1000-800mm

	WV18	WV16	WV14	WV12	WV10
	1800	1600	1400	1200	1000

18mm	£275	£234	£220	£206	£197
25mm	£286	£268	£246	£230	£221



COMPACT WAVE DESKTOP
H: 740mm D: 800-600mm

	CWV18	CWV16	CWV14	CWV12
	1800	1600	1400	1200

	£322	£308	£286	£270	£261
	£343	£327	£317	£307	£298



DOUBLE WAVE DESKTOP
H: 740mm D: 1000-800mm

	DWV18	DWV16
	1800	1600

	£341	£333
	£385	£372



J SHAPE TOP 600x600
H: 740mm D: 1200mm

	J1866	J1666	J1466	J1266
	1800	1600	1400	1200

18mm	£357	£326	£295	£283
25mm	£402	£365	£330	£318



J SHAPE TOP 800x600
H: 740mm D: 1200mm

	J18	J16	J14	J12
	1800	1600	1400	1200

	£363	£333	£301	£288
	£408	£372	£338	£323



J SHAPE TOP 800x800
H: 740mm D: 1200mm

	J1888	J1688	J1488	J1288
	1800	1600	1400	1200

	£372	£342	£309	£298
	£417	£381	£346	£333

Check out our desk comparison reference chart on p168-173

◆ Fixed pedestals not available ♣ Pedestals will not fit under

AVAILABLE BOARD FINISHES

Anthracite (AN), Beech (B), Cherry (C), Classic Ash (CA), Dakar (DK), Light Oak (LO), Modern Oak (MO), Maple (M), Plain Grey (PG), Portofino Cherry (PC), Silver (S), Swiss Elm (SE), Walnut (WA), White (WH) available in 18mm and 25mm.

For Giorgio Wire Managed desks please prefix code with 'GWM' and suffix code with top thickness eg. GWMRD16/25. All handed desks are illustrated in a right hand (RH) configuration.



BOW FRONTED S SHAPE
H: 740mm D:1200mm

BFS20	BFS18	BFS16
2000	1800	1600

18mm	£475	£449	£419
25mm	£524	£495	£458



S SHAPED TOP
H: 740mm D:1200mm

S20	S18	S16
2000	1800	1600

£405	£379	£347
£452	£424	£389



ANGULAR DESKTOP
H: 740mm D: 1134mm

AT22	AT20
2200	2000

£385	£372
£404	£385



SYMMETRICAL DESKTOP
H: 740mm D: 1800/1600mm

SYM18	SYM16
1800	1600

18mm	£488	£460
25mm	£548	£517



COMPACT DESKTOP
H: 740mm D: 1000-800/600mm

CS18	CS16
1800	1600

£365	£334
£375	£344



BOW FRONTED DESKTOP
H: 740mm D: 1000mm

BF18	BF16	BF14	BF12
1800	1600	1400	1200

£321	£288	£273	£261
£372	£330	£315	£298



CURVED DESKTOP
H: 740mm D: 950mm

CD18
1800

18mm	£353
25mm	£395



120° CORE UNIT TOP
H: 740mm D: 800 or 600mm

CU128	CU126	CU11	CU9
2078	2078	1905	1558
800mm	600mm	800mm	600mm
	♣		♣

£453	£421	£395	£385
£494	£461	£435	£425

END SIZE

Check out our desk price comparison chart on p168-173

◆ Fixed pedestals not available ♣ Pedestals will not fit under

AVAILABLE BOARD FINISHES

Anthracite (AN), Beech (B), Classic Ash (CA), Cherry (C), Dakar (DK), Light Oak (LO), Modern Oak (MO), Maple (M), Plain Grey (PG), Portofino Cherry (PC), Silver (S), Swiss Elm (SE), Walnut (WA), White (WH) available in 18mm and 25mm.





For Giorgio Height Settable desks please prefix code with 'GHS' and suffix code with top thickness eg. GHSRD16/25. All handed desks are illustrated in a right hand (RH) configuration. 25mm tops.



Grain front to back



800 DEEP RECTANGULAR DESKTOP H: 740mm D: 800mm

RD18	RD16	RD14	RD12	RD10	RD8
1800	1600	1400	1200	1000	800

£321	£284	£277	£260	£249	£240
------	------	------	------	------	------

600 DEEP RECTANGULAR DESKTOP H: 740mm D: 600mm

RR18	RR16	RR14	RR12	RR10	RR8
1800	1600	1400	1200	1000	800

£310	£291	£269	£251	£242	£235
------	------	------	------	------	------

D ENDED DESKTOP H: 740mm D: 800mm

DE22	DE20
2200	2000

£397	£380
------	------



WAVE DESKTOP H: 740mm D: 1000-800mm

WV18	WV16	WV14	WV12	WV10
1800	1600	1400	1200	1000

£370	£354	£344	£333	£322
------	------	------	------	------

COMPACT WAVE DESKTOP H: 740mm D: 800-600mm

CWV18	CWV16	CWV14	CWV12
1800	1600	1400	1200

£344	£329	£319	£309
------	------	------	------

DOUBLE WAVE DESKTOP H: 740mm D: 1000-800mm

DWV18	DWV16
1800	1600

£415	£400
------	------



J SHAPE TOP 600x600 H: 740mm D: 1200mm

J1866	J1666	J1466	J1266
1800	1600	1400	1200

£433	£395	£357	£344
------	------	------	------

J SHAPE TOP 800x600 H: 740mm D: 1200mm

J18	J16	J14	J12
1800	1600	1400	1200

£438	£400	£364	£349
------	------	------	------

J SHAPE TOP 800x800 H: 740mm D: 1200mm

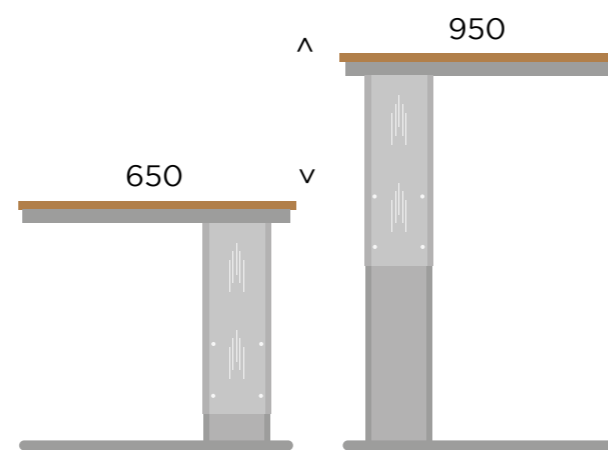
J1888	J1688	J1488	J1288
1800	1600	1400	1200

£449	£411	£374	£360
------	------	------	------

GIORGIO HEIGHT SETTABLE

We are all different heights so why are our desks the same? Whether you're taller or smaller, this height settable desk allows the user to fix their desk at a height other than 740mm.

50mm increments allow you to find the perfect height, preventing bad posture and reducing the chances of back pains and poor circulation.



Check out our desk comparison reference chart on p168-173

◆ Fixed pedestals not available ♣ Pedestals will not fit under

AVAILABLE BOARD FINISHES

Anthracite (AN), Beech (B), Classic Ash (CA), Cherry (C), Dakar (DK), Light Oak (LO), Modern Oak (MO), Maple (M), Plain Grey (PG), Portofino Cherry (PC), Silver (S), Swiss Elm (SE), Walnut (WA), White (WH) available with 25mm tops only.

For Giorgio Height Settable desks please prefix code with 'GHS' and suffix code with top thickness eg. GHSRD16/25. All handed desks are illustrated in a right hand (RH) configuration. 25mm tops.



BOW FRONTED S SHAPE
H: 740mm D:1200mm

BFS20	BFS18	BFS16
2000	1800	1600

£558	£530	£491
------	------	------



S SHAPED TOP
H: 740mm D:1200mm

S20	S18	S16
2000	1800	1600

£485	£456	£418
------	------	------



ANGULAR DESKTOP
H: 740mm D: 1134mm

AT22	AT20
2200	2000

£435	£415
------	------



SYMMETRICAL DESKTOP
H: 740mm D: 1800/1600mm

SYM18	SYM16
1800	1600

£585	£553
------	------



COMPACT DESKTOP
H: 740mm D: 1000-800/600mm

CS18	CS16
1800	1600

£435	£415
------	------



BOW FRONTED DESKTOP
H: 740mm D: 1000mm

BF18	BF16	BF14	BF12
1800	1600	1400	1200

£400	£357	£341	£323
------	------	------	------



CURVED DESKTOP
H: 740mm D: 950mm

CD18
1800

£424

Check out our desk price comparison chart on p168-173

◆ Fixed pedestals not available ♣ Pedestals will not fit under

AVAILABLE BOARD FINISHES

Anthracite (AN), Beech (B), Classic Ash (CA), Cherry (C), Dakar (DK), Light Oak (LO), Modern Oak (MO), Maple (M), Plain Grey (PG), Portofino Cherry (PC), Silver (S), Swiss Elm (SE), Walnut (WA), White (WH) available with 25mm tops only.





PANEL END

The simplest ideas are often the most effective. The 25mm panel end legs provide an extremely strong desk whilst also giving a little extra privacy for those who need it.

Legs are available in every one of our 14 MFC finishes - see p164 for the full range.



For Panel End desks please prefix code with 'P' and suffix code with top thickness eg. PRD16/25
All handed desks are illustrated in a right hand (RH) configuration.



800 DEEP RECTANGULAR DESKTOP
H: 740mm D: 800mm

	RD18	RD16	RD14	RD12	RD10	RD8
	1800	1600	1400	1200	1000	800

18mm	£220	£185	£170	£159	£150	£143
25mm	£241	£214	£197	£182	£171	£164



Grain front to back

600 DEEP RECTANGULAR DESKTOP
H: 740mm D: 600mm

	RR18	RR16	RR14	RR12	RR10	RR8
	1800	1600	1400	1200	1000	800

	£213	£179	£164	£151	£143	£136
	£230	£213	£190	£175	£165	£158



D ENDED DESKTOP
H: 740mm D: 800mm

	DE22	DE20
	2200	2000

	£266	£253
	£313	£297



WAVE DESKTOP
H: 740mm D: 1000-800mm

	WV18	WV16	WV14	WV12	WV10
	1800	1600	1400	1200	1000

18mm	£267	£253	£231	£215	£205
25mm	£287	£272	£262	£251	£242



COMPACT WAVE DESKTOP
H: 740mm D: 800-600mm

	CWV18	CWV16	CWV14	CWV12
	1800	1600	1400	1200

	£241	£229	£219	£209
	£262	£248	£239	£230



DOUBLE WAVE DESKTOP
H: 740mm D: 1000-800mm

	DWV18	DWV16
	1800	1600

	£285	£277
	£329	£316



J SHAPE TOP 600x600
H: 740mm D: 1200mm

	J1866	J1666	J1466	J1266
	1800	1600	1400	1200

18mm	£302	£270	£239	£227
25mm	£347	£310	£275	£263



J SHAPE TOP 800x600
H: 740mm D: 1200mm

	J18	J16	J14	J12
	1800	1600	1400	1200

	£307	£276	£244	£232
	£352	£316	£281	£268



J SHAPE TOP 800x800
H: 740mm D: 1200mm

	J1888	J1688	J1488	J1288
	1800	1600	1400	1200

	£316	£286	£254	£242
	£361	£325	£291	£277

Check out our desk comparison reference chart on p168-173

◆ Fixed pedestals not available ♣ Pedestals will not fit under

AVAILABLE BOARD FINISHES

Anthracite (AN), Beech (B), Cherry (C), Classic Ash (CA), Dakar (DK), Light Oak (LO), Modern Oak (MO), Maple (M), Plain Grey (PG), Portofino Cherry (PC), Silver (S), Swiss Elm (SE), Walnut (WA), White (WH) available in 18mm and 25mm.

For Panel End desks please prefix code with 'P' and suffix code with top thickness eg. PRD16/25
 All handed desks are illustrated in a right hand (RH) configuration.



BOW FRONTED S SHAPE
 H: 740mm D:1200mm

BFS20	BFS18	BFS16
2000	1800	1600

18mm	£420	£393	£363
25mm	£468	£439	£402



S SHAPED TOP
 H: 740mm D:1200mm

S20	S18	S16
2000	1800	1600

£349	£323	£292
£396	£370	£333



ANGULAR DESKTOP
 H: 740mm D: 1134mm

AT22	AT20
2200	2000

£329	£316
£349	£334



SYMMETRICAL DESKTOP
 H: 740mm D: 1800/1600mm

SYM18	SYM16
1800	1600

18mm	£432	£404
25mm	£493	£461



COMPACT DESKTOP
 H: 740mm D: 1000-800/600mm

CS18	CS16
1800	1600

£310	£277
£318	£288



BOW FRONTED DESKTOP
 H: 740mm D: 1000mm

BF18	BF16	BF14	BF12
1800	1600	1400	1200

£266	£232	£218	£205
£316	£275	£260	£242



CURVED DESKTOP
 H: 740mm D: 950mm

CD18
1800

18mm	£298
25mm	£340



120° CORE UNIT TOP
 H: 740mm D: 800 or 600mm

CU128	CU126	CU11	CU9
2078	2078	1905	1558
END SIZE 800mm		600mm	

£397	£365	£340	£329
£438	£405	£379	£370

Check out our desk price comparison chart on p168-173

◆ Fixed pedestals not available ♣ Pedestals will not fit under

AVAILABLE BOARD FINISHES

Anthracite (AN), Beech (B), Classic Ash (CA), Cherry (C), Dakar (DK), Light Oak (LO), Modern Oak (MO), Maple (M), Plain Grey (PG), Portofino Cherry (PC), Silver (S), Swiss Elm (SE), Walnut (WA), White (WH) available in 18mm and 25mm.





ROMA LORENZO

Meet the curvy cousin of our straight panel end leg, Roma Lorenzo. Distinctly more refined with an elegant curve, these legs offer a more sophisticated look for your office.

As always, these legs are available in all 16 of our colour finishes to match our desktops.



For Roma Lorenzo desks please prefix code with 'RL' and suffix code with top thickness eg. RLRD16/25. All handed desks are illustrated in a right hand (RH) configuration. 25mm tops.



800 DEEP RECTANGULAR DESKTOP
H: 740mm D: 800mm

RD18	RD16	RD14	RD12	RD10	RD8
1800	1600	1400	1200	1000	800

£275	£247	£232	£216	£206	£197
------	------	------	------	------	------



Grain front to back

600 DEEP RECTANGULAR DESKTOP
H: 740mm D: 600mm

RR18	RR16	RR14	RR12	RR10	RR8
1800	1600	1400	1200	1000	800

£265	£246	£225	£208	£200	£193
------	------	------	------	------	------



D ENDED DESKTOP
H: 740mm D: 800mm

DE22	DE20
2200	2000

£347	£330
------	------



WAVE DESKTOP
H: 740mm D: 1000-800mm

WV18	WV16	WV14	WV12	WV10
1800	1600	1400	1200	1000

£321	£307	£296	£286	£251
------	------	------	------	------



COMPACT WAVE DESKTOP
H: 740mm D: 800-600mm

CWV18	CWV16	CWV14	CWV12
1800	1600	1400	1200

£296	£283	£272	£263
------	------	------	------



DOUBLE WAVE DESKTOP
H: 740mm D: 1000-800mm

DWV18	DWV16
1800	1600

£363	£329
------	------



J SHAPE TOP 600x600
H: 740mm D: 1200mm

J1866	J1666	J1466	J1266
1800	1600	1400	1200

£381	£323	£309	£297
------	------	------	------



J SHAPE TOP 800x600
H: 740mm D: 1200mm

J18	J16	J14	J12
1800	1600	1400	1200

£386	£349	£316	£302
------	------	------	------



J SHAPE TOP 800x800
H: 740mm D: 1200mm

J1888	J1688	J1488	J1288
1800	1600	1400	1200

£396	£360	£324	£311
------	------	------	------

Check out our desk comparison reference chart on p168-173

◆ Fixed pedestals not available ♣ Pedestals will not fit under

AVAILABLE BOARD FINISHES

Anthracite (AN), Beech (B), Classic Ash (CA), Cherry (C), Dakar (DK), Light Oak (LO), Modern Oak (MO), Maple (M), Plain Grey (PG), Portofino Cherry (PC), Silver (S), Swiss Elm (SE), Walnut (WA), White (WH) available with 25mm tops only.

For Roma Lorenzo desks please prefix code with 'RL' and suffix code with top thickness eg. RLRD16/25. All handed desks are illustrated in a right hand (RH) configuration. 25mm tops.



BOW FRONTED S SHAPE
H: 740mm D:1200mm

BFS20	BFS18	BFS16
2000	1800	1600

£501	£473	£436
------	------	------



S SHAPED TOP
H: 740mm D:1200mm

S20	S18	S16
2000	1800	1600

£431	£384	£367
------	------	------



ANGULAR DESKTOP
H: 740mm D: 1134mm

AT22	AT20
2200	2000

£347	£330
------	------



SYMMETRICAL DESKTOP
H: 740mm D: 1800/1600mm

SYM18	SYM16
1800	1600

£527	£496
------	------



COMPACT DESKTOP
H: 740mm D: 1000-800/600mm

CS18	CS16
1800	1600

£352	£322
------	------



BOW FRONTED DESKTOP
H: 740mm D: 1000mm

BF18	BF16	BF14	BF12
1800	1600	1400	1200

£349	£309	£294	£277
------	------	------	------



CURVED DESKTOP
H: 740mm D: 950mm

CD18
1800

£374



120° CORE UNIT TOP
H: 740mm D: 800 or 600mm

CU128	CU126	CU11	CU9
2078	2078	1905	1558
END SIZE	800mm	600mm	800mm
		♣	♣
£472	£440	£414	£403

Check out our desk price comparison chart on p168-173

◆ Fixed pedestals not available ♣ Pedestals will not fit under

AVAILABLE BOARD FINISHES

Anthracite (AN), Beech (B), Classic Ash (CA), Cherry (C), Dakar (DK), Light Oak (LO), Modern Oak (MO), Maple (M), Plain Grey (PG), Portofino Cherry (PC), Silver (S), Swiss Elm (SE), Walnut (WA), White (WH) available with 25mm tops only.

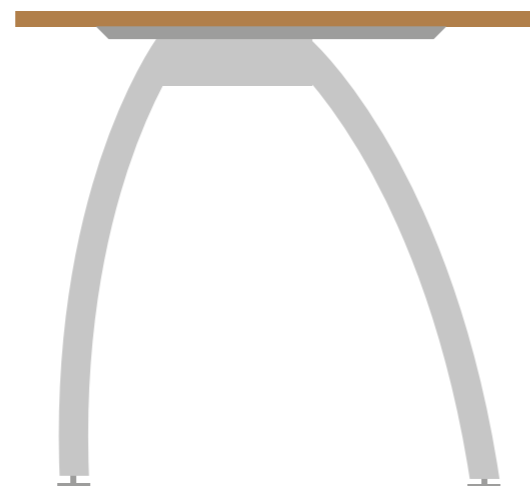




BOLOGNA

Originally designed in Italy, the sleek Bologna leg looks great in executive offices.

The robust steel design makes for a solid yet slender desk, supplied in the colour of your choice along with adjustable feet to keep your legs firmly on the ground. Accessorise with modesty panels and cable trays (see p99) to complete the look.



For Bologna desks please prefix code with 'B' and suffix code with top thickness eg. BRD16/25
All handed desks are illustrated in a right hand (RH) configuration. 25mm tops.



800 DEEP RECTANGULAR DESKTOP
H: 740mm D: 800mm

RD18	RD16	RD14	RD12	RD10	RD8
1800	1600	1400	1200	1000	800

£320	£285	£269	£249	£242	£234
------	------	------	------	------	------



Grain front to back

600 DEEP RECTANGULAR DESKTOP
H: 740mm D: 600mm

RR18	RR16	RR14	RR12	RR10	RR8
1800	1600	1400	1200	1000	800

£307	£281	£262	£244	£233	£224
------	------	------	------	------	------



D ENDED DESKTOP
H: 740mm D: 800mm

DE22	DE20
2200	2000

£389	£372
------	------



WAVE DESKTOP
H: 740mm D: 1000-800mm

WV18	WV16	WV14	WV12	WV10
1800	1600	1400	1200	1000

£362	£347	£335	£323	£316
------	------	------	------	------



COMPACT WAVE DESKTOP
H: 740mm D: 800-600mm

CWV18	CWV16	CWV14	CWV12
1800	1600	1400	1200

£333	£318	£307	£291
------	------	------	------



DOUBLE WAVE DESKTOP
H: 740mm D: 1000-800mm

DWV18	DWV16
1800	1600

£405	£393
------	------



J SHAPE TOP 600x600
H: 740mm D: 1200mm

J1866	J1666	J1466	J1266
1800	1600	1400	1200

£424	£386	£349	£333
------	------	------	------



J SHAPE TOP 800x600
H: 740mm D: 1200mm

J18	J16	J14	J12
1800	1600	1400	1200

£431	£393	£356	£343
------	------	------	------



J SHAPE TOP 800x800
H: 740mm D: 1200mm

J1888	J1688	J1488	J1288
1800	1600	1400	1200

£441	£403	£368	£353
------	------	------	------

Check out our desk comparison reference chart on p168-173

◆ Fixed pedestals not available ♣ Pedestals will not fit under

AVAILABLE BOARD FINISHES

Anthracite (AN), Beech (B), Classic Ash (CA), Cherry (C), Dakar (Dk), Light Oak (LO), Modern Oak (MO), Maple (M), Plain Grey (PG), Portofino Cherry (PC), Silver (S), Swiss Elm (SE), Walnut (WA), White (WH) available with 25mm tops only.

For Bologna desks please prefix code with 'B' and suffix code with top thickness eg. BRD16/25
All handed desks are illustrated in a right hand (RH) configuration. 25mm tops.



BOW FRONTED S SHAPE
H: 740mm D:1200mm

BFS20	BFS18	BFS16
2000	1800	1600

£551	£523	£485
------	------	------



S SHAPED TOP
H: 740mm D:1200mm

S20	S18	S16
2000	1800	1600

£477	£449	£412
------	------	------



ANGULAR DESKTOP
H: 740mm D: 1134mm

AT22	AT20
2200	2000

£426	£414
------	------



SYMMETRICAL DESKTOP
H: 740mm D: 1800/1600mm

SYM18	SYM16
1800	1600

£579	£548
------	------



COMPACT DESKTOP
H: 740mm D: 1000-800/600mm

CS18	CS16
1800	1600

£433	£397
------	------



BOW FRONTED DESKTOP
H: 740mm D: 1000mm

BF18	BF16	BF14	BF12
1800	1600	1400	1200

£395	£348	£333	£314
------	------	------	------



CURVED DESKTOP
H: 740mm D: 950mm

CD18
1800

£417



120° CORE UNIT TOP
H: 740mm D: 800 or 600mm

CU128	CU126	CU11	CU9
2078	2078	1905	1558
END SIZE	800mm	600mm	800mm
		♣	♣

£519	£488	£457	£449
------	------	------	------

Check out our desk price comparison chart on p168-173

◆ Fixed pedestals not available ♣ Pedestals will not fit under

AVAILABLE BOARD FINISHES

Anthracite (AN), Beech (B), Classic Ash (CA), Cherry (C), Dakar (Dk), Light Oak (LO), Modern Oak (MO), Maple (M), Plain Grey (PG), Portofino Cherry (PC), Silver (S), Swiss Elm (SE), Walnut (WA), White (WH) available with 25mm tops only.






MODENA

For something with unmistakable substance and irrefutable style, choose our Italian-designed Modena leg system. It has been built to last and designed to delight, combining offset angles and gentle curves with durability and strength.

This minimalist cantilever frame needs no modesty panel for strength (although is available if required) and is available in a choice of four metalwork finishes: White, Black, Silver & Grey.



For Modena desks please prefix code with 'M' and suffix code with top thickness eg. MRD16/25. All handed desks are illustrated in a right hand (RH) configuration. 25mm tops.



800 DEEP RECTANGULAR DESKTOP
H: 740mm D: 800mm

RD18	RD16	RD14	RD12	RD10	RD8
1800	1600	1400	1200	1000	800

£320	£285	£269	£249	£242	£234
------	------	------	------	------	------



Grain front to back

600 DEEP RECTANGULAR DESKTOP
H: 740mm D: 600mm

RR18	RR16	RR14	RR12	RR10	RR8
1800	1600	1400	1200	1000	800

£307	£281	£262	£244	£233	£224
------	------	------	------	------	------



D ENDED DESKTOP
H: 740mm D: 800mm

DE22	DE20
2200	2000

£386	£372
------	------



WAVE DESKTOP
H: 740mm D: 1000-800mm

WV18	WV16	WV14	WV12	WV10
1800	1600	1400	1200	1000

£362	£347	£335	£323	£316
------	------	------	------	------



COMPACT WAVE DESKTOP
H: 740mm D: 800-600mm

CWV18	CWV16	CWV14	CWV12
1800	1600	1400	1200

£333	£318	£307	£291
------	------	------	------



DOUBLE WAVE DESKTOP
H: 740mm D: 1000-800mm

DWV18	DWV16
1800	1600

£405	£393
------	------



J SHAPE TOP 600x600
H: 740mm D: 1200mm

J1866	J1666	J1466	J1266
1800	1600	1400	1200

£424	£386	£349	£333
------	------	------	------



J SHAPE TOP 800x600
H: 740mm D: 1200mm

J18	J16	J14	J12
1800	1600	1400	1200

£431	£393	£356	£343
------	------	------	------



J SHAPE TOP 800x800
H: 740mm D: 1200mm

J1888	J1688	J1488	J1288
1800	1600	1400	1200

£441	£403	£368	£353
------	------	------	------

Check out our desk comparison reference chart on p168-173

◆ Fixed pedestals not available ♣ Pedestals will not fit under

AVAILABLE BOARD FINISHES

Anthracite (AN), Beech (B), Classic Ash (CA), Cherry (C), Dakar (DK), Light Oak (LO), Modern Oak (MO), Maple (M), Plain Grey (PG), Portofino Cherry (PC), Silver (S), Swiss Elm (SE), Walnut (WA), White (WH) available with 25mm tops only.

For Modena desks please prefix code with 'M' and suffix code with top thickness eg. MRD16/25.
All handed desks are illustrated in a right hand (RH) configuration. 25mm tops.



BOW FRONTED S SHAPE
H: 740mm D:1200mm

BFS20	BFS18	BFS16
2000	1800	1600

£551	£523	£485
------	------	------



S SHAPED TOP
H: 740mm D:1200mm

S20	S18	S16
2000	1800	1600

£477	£449	£412
------	------	------



ANGULAR DESKTOP
H: 740mm D: 1134mm

AT22	AT20
2200	2000

£426	£414
------	------



SYMMETRICAL DESKTOP
H: 740mm D: 1800/1600mm

SYM18	SYM16
1800	1600

£579	£548
------	------



COMPACT DESKTOP
H: 740mm D: 1000-800/600mm

CS18	CS16
1800	1600

£433	£397
------	------



BOW FRONTED DESKTOP
H: 740mm D: 1000mm

BF18	BF16	BF14	BF12
1800	1600	1400	1200

£395	£348	£333	£314
------	------	------	------



CURVED DESKTOP
H: 740mm D: 950mm

CD18
1800

£417



120° CORE UNIT TOP
H: 740mm D: 800 or 600mm

CU128	CU126	CU11	CU9
2078	2078	1905	1558
END SIZE	800mm	600mm	800mm
		♣	♣

£519	£488	£457	£449
------	------	------	------

Check out our desk price comparison chart on p168-173

◆ Fixed pedestals not available ♣ Pedestals will not fit under

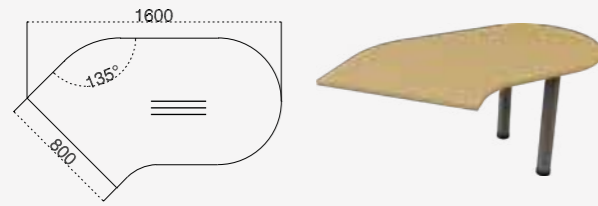
AVAILABLE BOARD FINISHES

Anthracite (AN), Beech (B), Classic Ash (CA), Cherry (C), Dakar (Dk), Light Oak (LO), Modern Oak (MO), Maple (M), Plain Grey (PG), Portofino Cherry (PC), Silver (S), Swiss Elm (SE), Walnut (WA), White (WH) available with 25mm tops only.



Extension Meeting Table

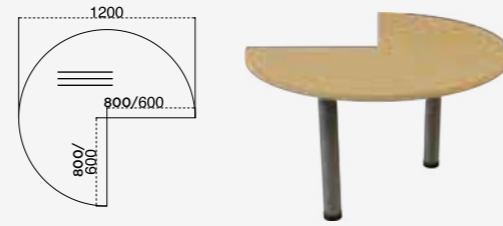
H:740mm W:1600mm
60mm Tubular legs or Trumpet base
Please specify left or right hand
Right hand shown



	18mm	25mm
GEXMT - Tubular	£274	£323
GEXMTTR - Trumpet	£335	£358

Pacman Extension Table

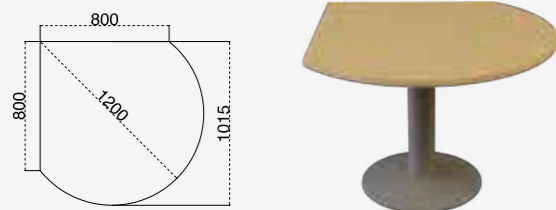
H:740mm W:1200mm
Please specify hand
(left handed shown)
60mm Tubular legs



	18mm	25mm
PACEXT128	£270	£311
PACEXT126	£270	£311

Teardrop Meeting Table

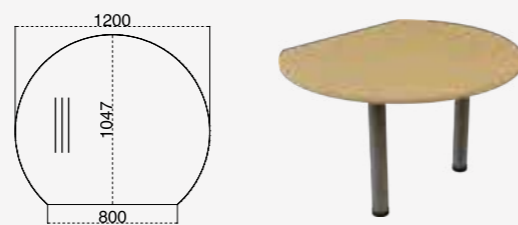
H:740mm
Please specify grain direction



GDTMTTUB - Tubular	£270	£311
GDTMTTR - Trumpet	£328	£352

Desk End Extension

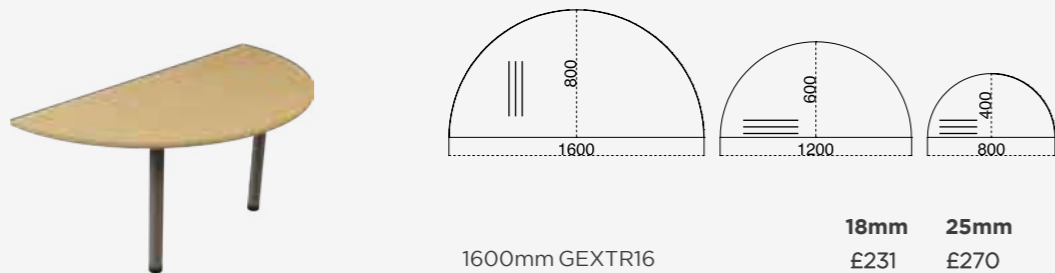
H:740mm
60mm Tubular legs
or Trumpet base



GDEX12TUB - Tubular	£270	£311
GDEX12TR - Trumpet	£328	£352

Extension Table Radial


H:740mm
60mm Tubular legs



	18mm	25mm
1600mm GEXTR16	£231	£270
1200mm GEXTR12	£214	£253
800mm GEXTR8	£195	£223

Curved Link

W:800mm D:800mm
Includes brackets



		18mm	25mm
90°	G90CLINK	£78	£90
60°	G60CLINK	£78	£90
45°	G45CLINK	£78	£90

Straight Link

W:800mm D:800mm
Includes brackets



		18mm	25mm
90°	G90SLINK	£78	£90
60°	G60SLINK	£78	£90
45°	G45SLINK	£78	£90

Square Link

W:800mm D:800mm
Includes brackets



GSQLINK	£78	£90
---------	-----	-----

Modesty Panel For Links

Includes brackets



G90MODL	£71
G60MODL	£71
G45MODL	£71

Support Leg For Linking Panels



SUPLEG	£30
--------	-----

Tubular Leg

60mm or 80mm




80mm	TUB80	£20
60mm	TUB60	£20
60mm	CLP13 - Chrome	£29

AVAILABLE BOARD FINISHES

Anthracite (AN), Beech (B), Cherry (C), Classic Ash (CA), Dakar (DK), Light Oak (LO), Modern Oak (MO), Maple (M), Plain Grey (PG), Portofino Cherry (PC), Silver (S), Swiss Elm (SE), Walnut (WA), White (WH) available in 18mm and 25mm.

HEIGHT ADJUSTABLE



Why it is important to use a sit-stand desk

A typical desk job is the everyday norm for most of us, and it means being inactive most of the day. However, neither our bodies nor our physiques are made for this inactivity. Studies show that sedentary behaviour leads to lifestyle related diseases.

Using a sit-stand desk can reduce sedentary behaviour significantly, decrease the risk of lifestyle related diseases and increase our daily well-being.

The next two pages highlight why a height adjustable desk should be used, and why LINAK are world-renowned manufacturers of lifting columns that are used in our high-end products.


Sedentary behaviour - *We are inactive most of the day*



We spend up to **12 hours** a day sitting down

How we spend the hours

The majority of hours awake are spent sedentary (around 60-70 percent)



60-70%
Sedentary

20-30%
Light

<5-10%
Moderate - Active

Height adjustable desks are an indispensable resource for achieving reductions in sedentary behaviour.



FYI

Sitting or lying down while being awake, is classified as 'sedentary' behaviour. You can be sedentary at work, school, home, when travelling or during leisure time. Sedentary behaviour requires little energy expenditure.

DEALER TIP

Do not confuse height **SETTABLE** with height **ADJUSTABLE** desking.

Height settable desks are designed to be fixed at a set height (for example, a tall person needing a higher standard desk height), whereas height adjustable sit-stand desking is designed to get people using a mixture of sitting and standing. This mixture is critical to the success of height adjustable desks as prolonged periods of standing is as detrimental to health as sitting.



Giorgio height settable desk

Watch out for manufacturers that sell height adjustable desking that don't go high enough to use while standing. If you cannot stand then you will not get any of the benefits.

LINAK ACTUATORS



LINAK now occupies over 400,000sq ft of development and production facilities based in Guderup, Denmark.

As one of the world leaders in lifting columns, actuators, control boxes and controls, LINAK has over 2,000 employees in 35 countries and is recognised for high-quality, technically advanced, innovative solutions.

All LINAK products offered by Hawk benefit from the following features:



PREMIUM CONTROLLER NOW INCLUDES BLUETOOTH

The premium controller has been updated to now include bluetooth connectivity. This allows you to connect your smartphone, set your personal height and weight loss preferences and be reminded to stand or sit with the visual display on the controller itself (seen to the left in green).

The paddle controller works easily by simply clicking up and down to raise and lower the desktop. Compatible with both iOS and Android devices and available from the App Store and Google Play.



DESK CONTROL SOFTWARE

It's hard to remember to stand when you have spent your whole working life on a chair, but with the Desk Control Software you are reminded to stand according to your own personal targets and weight loss goals. Simply connect the wire via USB to your PC and download the software.



PIEZO ANTI-COLLISION TECHNOLOGY - GRAVITY ONLY

The built-in PIEZO sensor feels for any obstruction when raising or lowering the desk, then halts and reverses to avoid collision, providing a safeguard for your investment by preventing any damage.



ZERO TECHNOLOGY

All LINAK control boxes have an extremely low standby power consumption of maximum 0.1W.



5 YEAR WARRANTY

Because quality matters, LINAK offer a 5 year warranty for manufacturing defects along with Hawk's full 10 year warranty on non-electrical components. As an industry standard batteries have 12 month warranty.

Positioning
Warranty
Available Shapes
Available Desk Depth
Frame Colour
Available Widths
Desktop Movement
Lifting Column Mfr
Height Adjustment
Desk Control SW*
Mobile App Control*
Piezo Anti-Collision
Cable Trays Included
Sliding Tops
Double Bench Option

Notes

We don't always have the time to research things as much as we should, especially when several manufacturers are offering products that all look similar yet have huge price differences. That is why we have produced a simple comparison chart that details the four ranges along with full specification of the main selling points that you need to know.



VOLT

Budget

5 years

Rectangular

800mm



1200-1800mm

30mm/second

Far East

705-1205mm



One of the most competitively-priced height adjustable desks on the market supplied with 5 year guarantee and digital controller as standard. Nothing comes close for quality or price.



ELEC

Budget

12 months

Rect & J Shape

800mm



1200-1800mm

25mm/second

Conset (Far East)

685-1205mm



The ELEC range is great if you are wanting a J shape or modesty panel on your height adjustable desk.



Kick & Click

Mid-Range

5 years

Rectangular

800mm & 600mm



1400-1800mm

38mm/second

LINAK (Denmark)

705-1205mm



Can be installed in half the time of traditional height adjustable desks due to tool-less 'click together' design. LINAK actuators mean this desk gives the cheapest access to a premium lifting column.




Gravity

Premium

5 years

Rectangular

800mm



1000-1800mm

38mm/second

LINAK (Denmark)

Double 640-1300mm
Single 590-1250mm



High-end solution with no compromises. Upper flip-down cable trays, wire harnesses and lower cable trays ensure tidiness whatever the height. Doubles available with individual or larger shared screens.

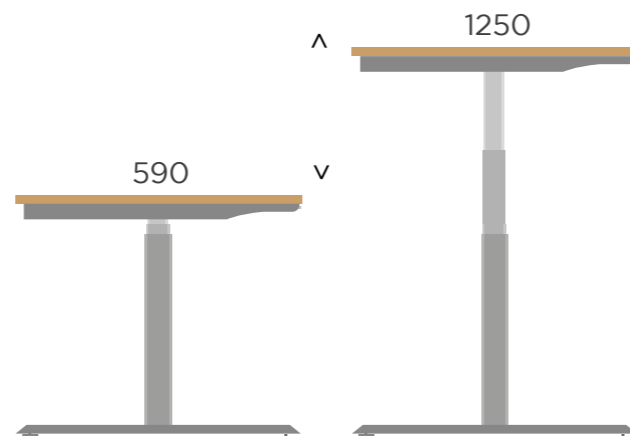
*Additional hardware needed. Not supplied as standard.

See p80 for double Gravity bench desks



GRAVITY SINGLE HEIGHT ADJUSTABLE

Gravity sets the benchmark that all electric height adjustable desks strive for. These desks go lower and higher than most on the market, they are quicker, quieter and smoother and come as standard with sliding tops, cable trays and a choice of additional extras. Store personal preferences and choose your weight loss goals - the software will do the rest and tell you when it's time to sit or stand. It's all possible thanks to the world-leading LINAK mechanisms.



SLIDING TOP/CABLE TRAY

Cable access has never been so easy. The quick pull release allows the top to slide easily, revealing the generous flip-down cable tray. We also include a handful of sticky pads with each desk that you can clip your wires into; it's the small touches like this that make Gravity a cut above the rest.



MOBILE PACK

Gravity and Kick & Click desks have the option of fitting a mobile pack - this includes a battery and heavy duty castors

LMP	LINAK Mobile Pack	£252
HDC	Castors Only	£45

NB: Castors cannot be retrofitted due to different thread size on desk foot



MODESTY PANELS

Provide a little privacy with this wooden modesty panel, which can also be retrofitted at a later date if required. Height: 350mm

GMODP18	1800mm	£119
GMODP16	1600mm	£115
GMODP14	1400mm	£110
GMODP12	1200mm	£93
GMODP10	1000mm	£88

Only small mobile pedestals will fit desk at lowest height. High underdesk pedestals can fit providing desk is not lowered to lowest setting (or ideally programmed through software)



WHAT'S INCLUDED

- Lockable sliding tops
- Flip-down cable tray under desktop
- LINAK mechanism with PEIZO anti-collision
- 5 year guarantee on electric components
10 years on wooden components
- Standard controller (no programming functions)

Frame colours



1800 x 800mm	GRAV18S	£1,142
1600 x 800mm	GRAV16S	£1,117
1400 x 800mm	GRAV14S	£1,051
1200 x 800mm	GRAV12S	£1,026
1000 x 800mm	GRAV10S	£993

Accepts only Infinite screens and Gravity HD screens

ACCESSORIES



Premium Controller

To fit Gravity and K&C
Digital display with 3 presets

GPREMC £71



Desk Control Software

To fit Gravity and K&C
Connect to PC and set personal goals

GDCS £83



Single Wire Snake

Floor to desktop (for single desks only)

GSWS £61



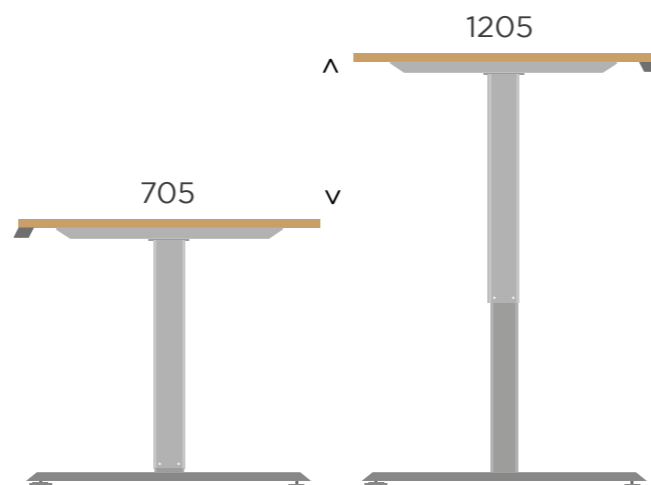
See p42 for LINAK accessory specifications





KICK & CLICK HEIGHT ADJUSTABLE

A dual motor electric height adjustable desk that offers great quality at an affordable price. The Kick & Click is a safe option for those worrying when looking at dozens of different ranges; LINAK is a trusted mechanism throughout the world so this no-frills sit stand desk still packs a punch and at a great price, too.



COST EFFECTIVE DUAL MOTOR

If you want a dual motor but don't need the bells and whistles of our Gravity desk, the Kick & Click is a great cost effective alternative. With LINAK actuators it gives the same lifting experience but without the sliding tops, cable trays or Piezo anti-collision.



I FRAME OR CANTILEVER LEG

The Kick & Click is also the only height adjustable desk available with 600mm and 800mm deep tops.

Please suffix code with 'I' or 'C' for I-frame or Cantilever desk eg. KC168C

- Height adjustment from 705 to 1205mm
- Accepts standard screens found on p54-55
- Desktop movement of 38mm/second
- 5 year guarantee on electric components
10 years on wooden components
- Includes cable ports as standard
- Supplied with standard controller



Frame colours



1800mm x 800mm	KC188	£961
1600mm x 800mm	KC168	£945
1400mm x 800mm	KC148	£930
1800mm x 600mm	KC186	£942
1600mm x 600mm	KC166	£927
1400mm x 600mm	KC146	£911

ACCESSORIES



Premium Controller
To fit Gravity and K&C
Digital display with 3 presets

GPREMC £71





Desk Control Software
To fit Gravity and K&C
Connect to PC and set personal goals

GDCS £83



Single Wire Snake
Floor to desktop (for single desks only)

GSWS £61

 See p42 for LINAK  accessory specifications



DIGITAL CONTROLLER AS STANDARD

A digital controller supplied as standard at this price range is hard to find but we have managed it for the Volt. The controller can be positioned at either the left or right hand side of your desk for maximum ease of use.



AVAILABLE AS FRAMES ONLY

If you want to replace only some of your existing desks with height adjustables, then take advantage of buying just the frame only and re-use your existing tops.



SINGLE MOTOR 5 YEAR WARRANTY

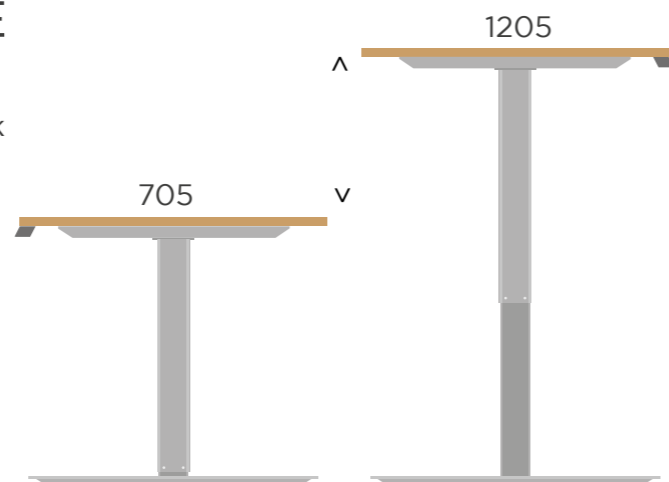
The quality of the Volt is so impressive that we are able to offer a full 5 year warranty which is unheard of at this price range. The single motor is rated to 80kg (minus top weight of 16-25kg); this might not be as much as our other ranges but with the majority of users only using standard equipment the Volt is more than capable.

- Height adjustment from 705 to 1205mm
- Accepts standard screens found on p54-55
- Desktop movement of 30mm/second
- 5 year guarantee on electric components
10 years on wooden components
- Supplied with digital controller and cable ports as standard

VOLT HEIGHT ADJUSTABLE

There is no better electric height adjustable desk for sale in the UK at this price.

A great price would normally involve cutting corners however this frame, now available in both White and Silver, far surpasses rivals with an impressive 30mm per second movement, digital display as standard, and height adjustability from 705mm to 1205mm.



Frame colours



1800mm x 800mm	VHA18	£636
1600mm x 800mm	VHA16	£602
1400mm x 800mm	VHA14	£573
1200mm x 800mm	VHA12	£540
Frame Only	VHA	£480

AVAILABLE BOARD FINISHES

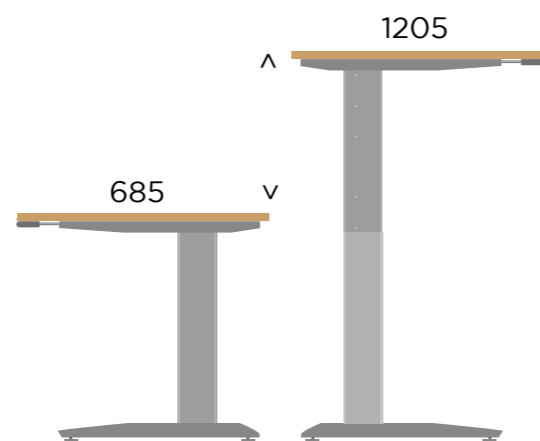
Anthracite (AN), Beech (B), Cherry (C), Classic Ash (CA), Dakar (Dk), Light Oak (LO), Modern Oak (MO), Maple (M), Plain Grey (PG), Portofino Cherry (PC), Silver (S), Swiss Elm (SE), Walnut (WA), White (WH) available in 18mm and 25mm.



ELEC HEIGHT ADJUSTABLE

The ELEC is the only height adjustable desk available as a J shape and also the only desk that comes as standard with a modesty panel.

We now recommend these desks only if matching existing furniture, as the new Volt desks are a far better product with a more competitive price. Please see p48 for details.



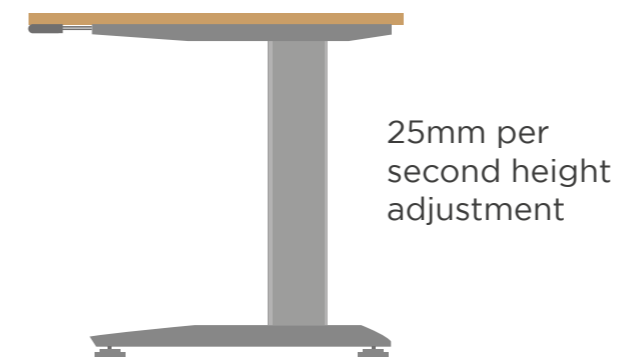
DUAL ROCKER SWITCH FOR SAFETY

Both hands are needed to operate the switch which prevents trapping and injury as the desk travels up and down.



MODESTY PANELS

The only height adjustable desk supplied with a modesty panel as standard. Bolted into each leg this provides support for the whole desk as the top raises and lowers.



- Height adjustment from 685 to 1205mm
- Dual rocker switch operation for improved safety
- Desktop movement of 25mm/second
- 12 month guarantee on electric components
10 years on wooden components
- Includes cable ports as standard

Frame colours

 Silver only

Electric - Rectangular D:800mm



1800mm x 800mm	ELEC18	£677
1600mm x 800mm	ELEC16	£656
1400mm x 800mm	ELEC14	£643
1200mm x 800mm	ELEC12	£631

Electric - J Shape

D:1200mm
End size: 800/800mm
Please specify left or right handed
(right handed shown)

NB: Not available with 800x600mm ends



1800mm x 1200mm	ELECJ18	£1,117
1600mm x 1200mm	ELECJ16	£1,068
1400mm x 1200mm	ELECJ14	£1,044
1200mm x 1200mm	ELECJ12	£1,021

Did you know?

The insides of our screens are made from off-cuts of our waste board. Not only does this help keep our costs competitive but reduces waste and lowers our carbon footprint. It's a win win for everyone!



SCREENS

Trends have changed over the last 5 years as people move towards smaller screens that are a gesture of division rather than a large dividing wall. Whether you are looking for a small budget screen or a large premium divider, we have a full range of products suited to each and every requirement.



BUDGET

Waste board is used in the core of our budget screens - this not only allows us to keep our costs down but reduces our carbon footprint.

All budget screens are supplied with PVC edging available in Maple, Grey and Silver as standard. Choose from 300mm, 380mm & 480mm heights all at the same cost.



PREMIUM

Our new Infinite screens are the perfect match to our high-end desk ranges. Available on all ranges, with pinnable, toolbar and acrylic options in a range of sizes.




TOOLBAR ACCESSORIES

A full range of accessories are available to fit on our toolbar screens. From pen pots to paper trays, budget monitor arms to premium monitor arms, you can be confident of finding the perfect accessory for your desk.

DESKTOP SCREENS

- Screens supplied with 30mm C Clamp as standard
- All screens in this section can be supplied at 300mm, 380mm and 480mm at the same price if specified at time of order.



Rectangular Desktop Screen
H:480mm

800mm	HRDT8	£89
1000mm	HRDT10	£90
1100mm	HRDT11	£93
1200mm	HRDT12	£95
1400mm	HRDT14	£99
1500mm	HRDT15	£104
1600mm	HRDT16	£108
1638mm	HRDT1638	£108
1800mm	HRDT18	£111
2000mm	HRDT20	£121




Wave Desktop Screen
H:480-280mm

800mm	HWDT8	£95
1000mm	HWDT10	£102
1100mm	HWDT11	£104
1200mm	HWDT12	£106
1400mm	HWDT14	£111
1500mm	HWDT15	£113
1600mm	HWDT16	£116
1638mm	HWDT1638	£116
1800mm	HWDT18	£122
2000mm	HWDT20	£132




Arc Desktop Screen
H:480mm

800mm	HADT8	£95
1000mm	HADT10	£102
1100mm	HADT11	£104
1200mm	HADT12	£106
1400mm	HADT14	£111
1500mm	HADT15	£113
1600mm	HADT16	£116
1638mm	HADT1638	£116
1800mm	HADT18	£122
2000mm	HADT20	£132



Curved Desktop Screen
H:480mm

800mm	HCDT8	£95
1000mm	HCDT10	£102
1100mm	HCDT11	£104
1200mm	HCDT12	£106
1400mm	HCDT14	£111
1500mm	HCDT15	£113
1600mm	HCDT16	£116
1638mm	HCDT1638	£116
1800mm	HCDT18	£122
2000mm	HCDT20	£132



Screen Clamps
Individual Single Clamp (as shown)

Standard	STB	£11
Over-Leg	OLB	£11
Panel End	PEB	£11
End	EMT	£11
Circular	CTB	£11
T	TBRACKET	£11


AVAILABLE FABRIC FINISHES

Any Camira fabric from the Cara or Lucia range. Other fabrics available upon request (surcharges may apply).



Aluminium Surround Desktop Screen
Aluminium trim
Non-linking, non-pinnable
H:480mm


800mm	HALDT8	£117
1000mm	HALDT10	£120
1100mm	HALDT11	£124
1200mm	HALDT12	£127
1400mm	HALDT14	£130
1500mm	HALDT15	£136
1600mm	HALDT16	£140
1638mm	HALDT1638	£140
1800mm	HALDT18	£144
2000mm	HALDT20	£158



Gravity Heavy Duty Toolbar Screen
Fits on Gravity desks only
Non-linking, non-pinnable
4 slot toolbar
H:310mm


1000mm	GHDS10	£202
1200mm	GHDS12	£224
1400mm	GHDS14	£240
1600mm	GHDS16	£258
1800mm	GHDS18	£274

Suitable for hanging up to two 27" monitors using the monitor arms below



Single Toolbar Monitor Arm
Available in silver only
Adjustable in all directions

SSCRMA	£124
--------	------



Premium Toolbar Monitor Arm
Available in Silver or White
Patented and spring-tensioned award-winning monitor arm

FMA	Standard	£182
FMAE	Extended	£209



Metal Toolbar Pen Pot
Available in Black, White, Silver & Grey

PENPOT	£22
--------	-----



Metal Toolbar A4 Paper Tray
Landscape
Available in Black, White, Silver & Grey

MPT	£40
-----	-----

Options

Grey, Silver or Maple edging is available on all screens. Please state at time of ordering.

Pinnable - add £28 per screen

Overleg bracket - Free of charge (when supplied with screen)

- please specify at time of order

Linking - add £11 per screen (not available on aluminium screens)




NEW 4 way linking budget screen

DESKTOP SCREENS INFINITE

- Infinite range can fit on all desk and bench ranges except Evolution. Please specify at time of order which range you are attaching to, otherwise a standard C clamp will be supplied
- Not suitable for hanging extra large or dual monitors
- Toolbar screens can only be fitted with Premium Monitor Arm (other arms can be fitted but fixing clamp may protrude over top of screen)
- All non-toolbar screens are supplied with a single toolrail, ideal for hanging paper trays and pen pots
- Outer frames available in White and Silver only
- Screen height 320mm



Available acrylic finishes

-  Red
-  Orange
-  Green
-  Blue
-  Clear
-  White



Infinite Upholstered H:320mm			
	Width	Model	Price
	1000w	IFS10	£160
	1200w	IFS12	£174
	1400w	IFS14	£181
	1600w	IFS16	£193
	1800w	IFS18	£200

Infinite Upholstered Pinnable H:320mm			
	Width	Model	Price
	1000w	IFS10P	£193
	1200w	IFS12P	£208
	1400w	IFS14P	£216
	1600w	IFS16P	£230
	1800w	IFS18P	£241

Infinite Upholstered Toolbar H:320mm			
	Width	Model	Price
	1000w	ITS10	£176
	1200w	ITS12	£195
	1400w	ITS14	£208
	1600w	ITS16	£224
	1800w	ITS18	£238

Infinite Upholstered Toolbar Pinnable H:320mm			
	Width	Model	Price
	1000w	ITS10P	£208
	1200w	ITS12P	£230
	1400w	ITS14P	£243
	1600w	ITS16P	£262
	1800w	ITS18P	£279

Infinite Acrylic H:320mm			
	Width	Model	Price
	1000w	IAS10	£184
	1200w	IAS12	£197
	1400w	IAS14	£208
	1600w	IAS16	£219
	1800w	IAS18	£227

Infinite Acrylic Toolbar H:320mm			
	Width	Model	Price
	1000w	IATS10	£200
	1200w	IATS12	£219
	1400w	IATS14	£235
	1600w	IATS16	£251
	1800w	IATS18	£265

FLOORSTANDING SCREENS

For noise reduction and privacy, floor standing screens come in a variety of heights and widths. Choose linking screens if you need to separate larger areas with more than just one screen.

Screen prices include T feet as standard

Rectangular Floor Standing Screen 1600H, 1700H & 1800H

Height	1600mm	1700mm	1800mm			
Width	Code	Code	Code	Freestanding	Linking	Pinnable
1000mm	HFS1610	HFS1710	HFS1810	£223	£246	£306
1100mm	HFS1611	HFS1711	HFS1811	£223	£247	£307
1200mm	HFS1612	HFS1712	HFS1812	£223	£247	£307
1300mm	HFS1613	HFS1713	HFS1813	£223	£247	£307
1400mm	HFS1614	HFS1714	HFS1814	£244	£268	£327
1500mm	HFS1615	HFS1715	HFS1815	£244	£268	£328
1600mm	HFS1616	HFS1716	HFS1816	£245	£269	£329
1700mm	HFS1617	-	-	£245	£269	£329
1800mm	HFS1618	-	-	£250	£273	£337

Rectangular Floor Standing Screen 1300H, 1400H & 1500H

Height	1300mm	1400mm	1500mm			
Width	Code	Code	Code	Freestanding	Linking	Pinnable
1000mm	HFS1310	HFS1410	HFS1510	£182	£201	£239
1100mm	HFS1311	HFS1411	HFS1511	£196	£216	£258
1200mm	HFS1312	HFS1412	HFS1512	£202	£221	£267
1300mm	HFS1313	HFS1413	HFS1513	£205	£227	£274
1400mm	HFS1314	HFS1414	HFS1514	£211	£232	£283
1500mm	HFS1315	HFS1415	HFS1515	£216	£237	£291
1600mm	HFS1316	HFS1416	HFS1516	£220	£242	£299
1700mm	HFS1317	HFS1417	HFS1517	£245	£268	£327
1800mm	HFS1318	HFS1418	HFS1518	£249	£272	£336

Rectangular Floor Standing Screen 1000H, 1100H & 1200H

Height	1000mm	1100mm	1200mm			
Width	Code	Code	Code	Freestanding	Linking	Pinnable
1000mm	HFS1010	HFS1110	HFS1210	£185	£204	£246
1100mm	HFS1011	HFS1111	HFS1211	£186	£205	£247
1200mm	HFS1012	HFS1112	HFS1212	£186	£205	£247
1300mm	HFS1013	HFS1113	HFS1213	£186	£205	£247
1400mm	HFS1014	HFS1114	HFS1214	£196	£216	£258
1500mm	HFS1015	HFS1115	HFS1215	£197	£216	£260
1600mm	HFS1016	HFS1116	HFS1216	£197	£216	£260
1700mm	HFS1017	HFS1117	HFS1217	£222	£242	£305
1800mm	HFS1018	HFS1118	HFS1218	£228	£245	£314



T Foot
Individual foot (as shown)

FSSF £27

AVAILABLE FABRIC FINISHES

Any Camira fabric from the Cara range. Add 15% for Lucia. Other fabrics available upon request (surcharges may apply).




BENCH DESKING



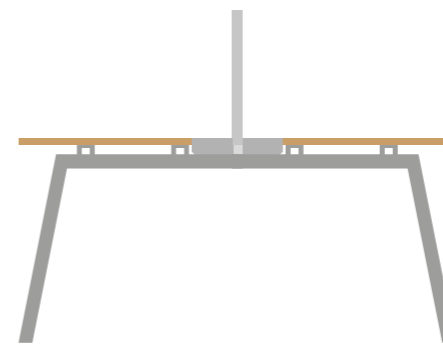
BUDGET

Extremely competitively-priced bench desk, yet still remarkably strong and supplied with wire scallops as standard. 38mm square box section legs.



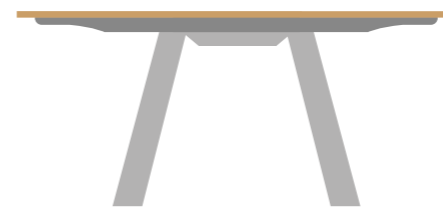
GIANNI

50mm legs available in goalpost or A frame. Sliding tops and cable trays included as standard. Choice of full width or inset screens (no extra cost).



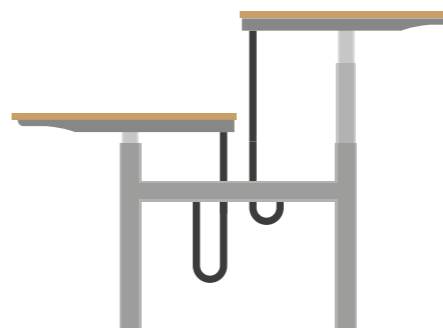
EVOLUTION

The only option worth considering if hanging multiple monitors from the toolbar screens (included as standard). Easy access flip-up cable tray also works great in hot-desking environments.



FORCE




































Thick 100mm square legs and a solid underframe makes for an incredibly strong desk. Sliding tops and cable trays included as standard.



GRAVITY

The pinnacle of height adjustable bench desking. No other system offers such a complete system with sliding tops, upper and lower cable trays, anti-collision sensors among many other features, all included as standard.

Five bench ranges covering all possible requirements. To help identify the differences this handy comparison chart details the strengths of each range.

					
Positioning	BUDGET	GIANNI	EVOLUTION	FORCE	GRAVITY
Warranty	Budget	Mid Range	Mid-Premium	Premium	Premium (H/ADJ)
Available Shapes	10 years	10 years	10 years	10 years	10 years - 5 Electrical
Available Desk Depth	Rectangular	Rectangular	Rectangular	Rectangular	Rectangular
Available Widths	600 & 800mm	600 & 800mm	600 & 800mm	600 & 800mm	800mm
Frame Colour	1000-1800mm	1000-2000mm	1000-2000mm	1000-2000mm	1000-1800mm
Leg Size					
Lead Time	38x38	50x50	50x50	100x100	100x100
Scalloped Top	Standard	Standard	Standard	3 Weeks	Standard
Sliding Tops					
Cable Tray Included					
Modesty Panel Included		 *Doubles Only			
Screens Available		 *Singles Only		 *Singles Only	
Extensions Available					
Notes	Providing exactly what the name suggests - This clever yet minimal design provides a cost effective solution to traditional bench desking. Twin cable scallops supplied as standard. Accepts standard screens fitted with C clamps.	Creating flexibility and large uninterrupted work areas, this bench works perfectly for bigger teams or stand alone. Additional cross members create the illusion of floating tops. 600D benches will only take small mobile pedestals. Singles benches do not include cable trays.	Possibly the strongest and most versatile bench system on the market, perfect for multiple-monitor workstations. The complete package equipped with cable trays, tool bar screens and flipup access. Single benches are supplied with a metal modesty panel. Single add-ons incorporate a wire managed leg.	A high end bench system with absolutely no compromise. Thick and chunky frames incorporating strength and improving aesthetics. Only available with small mobile pedestals. Toolbar screens only (290H above the desktop).	Height adjustable bench desking using world-renowned LINAK mechanisms. Full wire management system consisting of upper and lower cable trays, sliding tops and wire harnesses. Height adjustment: Double 640-1300mm Single 590-1250mm



BUDGET BENCH

You simply want a bench desk? Without all the bells and whistles that make bench desking far more expensive per person than standalone desks? The Budget bench is exactly what you have been looking for.

Clever engineering has allowed us to create this simple bench desk at a price point that rivals imported ranges from the Far East. But don't think it is as poor quality - the frame is incredibly sturdy and benefits from choices you just don't get with imported ranges; such as 16 finishes and 4 metal options, and that's just for starters!



FLOATING EXTENSION

The free-floating extensions look great on the end of the Budget Bench. Ped seats combine seamlessly by offering permanent storage and a temporary chair which is perfect for quick and informal meetings.



RETURNS

All desks at a size of 1400mm or bigger, benefit from being drilled to accept returns as standard. This allows you to extend your desk space without interrupting leg space - perfect for those who like to spread out!

BUDGET BENCH

- Benches accept standard desktop screens (fixed with C clamps) and standard cable trays available from the product guide (not supplied as standard).
- All tops are drilled as standard to accept 600D returns on 1400mm+ benches.
- Supplied with twin scallops as standard - port holes are not available due to interference with the frame.
- Side dividing screens can only be fitted using T brackets (see p54) screwed to the top due to interference with the frame.



600D

800D



Single Bench Starter

H:740mm
25mm Top

Length	Product Code	Price	Product Code	Price
1000mm	BSBS106	£165	BSBS108	£181
1200mm	BSBS126	£179	BSBS128	£197
1400mm	BSBS146	£215	BSBS148	£235
1600mm	BSBS166	£221	BSBS168	£242
1800mm	BSBS186	£228	BSBS188	£251



Single Bench Add-On

H:740mm
25mm Top

Length	Product Code	Price	Product Code	Price
1000mm	BSBA106	£165	BSBA108	£181
1200mm	BSBA126	£179	BSBA128	£197
1400mm	BSBA146	£215	BSBA148	£235
1600mm	BSBA166	£221	BSBA168	£242
1800mm	BSBA186	£228	BSBA188	£251



Double Bench Starter

H:740mm
25mm Top

Length	Product Code	Price	Product Code	Price
1000mm	BDBS1012	£266	BDBS1016	£298
1200mm	BDBS1212	£295	BDBS1216	£330
1400mm	BDBS1412	£365	BDBS1416	£405
1600mm	BDBS1612	£379	BDBS1616	£421
1800mm	BDBS1812	£392	BDBS1816	£438



Double Bench Add-On

H:740mm
25mm Top

Length	Product Code	Price	Product Code	Price
1000mm	BDBA1012	£266	BDBA1016	£298
1200mm	BDBA1212	£295	BDBA1216	£330
1400mm	BDBA1412	£365	BDBA1416	£405
1600mm	BDBA1612	£379	BDBA1616	£421
1800mm	BDBA1812	£392	BDBA1816	£438

AVAILABLE BOARD FINISHES

Anthracite (AN), Beech (B), Classic Ash (CA), Cherry (C), Dakar (Dk), Light Oak (LO), Modern Oak (MO), Maple (M), Plain Grey (PG), Portofino Cherry (PC), Silver (S), Swiss Elm (SE), Walnut (WA), White (WH) available in 18mm and 25mm.

ACCESSORIES



1000x600 Return

25mm Top
Fixes to pre-drilled holes in front of desktop
Please state at time of order which depth bench the Return is fitting to in order to match grain direction

BBRET106 £140



Mod Panels

H:400mm
Hooks over frame - no tools needed

Length	Product Code	Price
1000mm	BBMMP10	£77
1200mm	BBMMP12	£81
1400mm	BBMMP14	£97
1600mm	BBMMP16	£103
1800mm	BBMMP18	£107



Cable Trays

Length	Product Code	Price
1000mm	BBMCT10	£43
1200mm	BBMCT12	£47
1400mm	BBMCT14	£54
1600mm	BBMCT16	£62
1800mm	BBMCT18	£70



Extensions

D:550mm
25mm Top
Can be retro-fitted

Grain runs to match with desktop

Length	Product Code	Price
1200mm	BE12	£124
1600mm	BE16	£139





GIANNI BENCH

Originally introduced in 2006, the Gianni is the backbone of Britain when it comes to bench desking. Affordable pricing as well as a massive range of sizes and options, ensures this range will be one of the most popular for years to come.

Desktops range from 600mm to 800mm deep, 1000mm to 2000mm wide, available with either full width screens (seen here to the right), or with the more fashionable inset screens (above) both available at 300mm, 380mm & 480mm high.



SLIDING TOPS

Included as standard are locking sliding tops which give instant access to a generous cable management system underneath the desk.

To operate simply loosen the wing bolt on either side of the top and pull forward.



CABLE TRAYS

Also included as standard with every double bench, this 350mm wide cable tray is big enough to handle all power and data requirements no matter how big your bank of desks are.

Access is provided from both above and below the desk top which makes cable installations a breeze.

GIANNI 800mm

The bench desking has proven to be extremely popular since its inception in 2008, providing large expanses of uninterrupted work areas and a flexibility that works perfectly for bigger teams that need to work together. All benches are supplied with 25mm tops.

- Single desks do not include cable trays or modesty panels but will accept them - see p99
- All 600D benches will only take small mobile peds
- For screens see p54
- Tops are scalloped 10mm along the back edge for easy cable routing
- Max underdesk height clearance 635mm (585mm to clear cable tray)



size	gianni		gianni 'A'		
	code	price	code	price	
Single Bench Starter H:740mm	1000x800mm	GSBS108	£314	GASBS108	£314
	1200x800mm	GSBS128	£323	GASBS128	£323
	1400x800mm	GSBS148	£330	GASBS148	£330
	1600x800mm	GSBS168	£341	GASBS168	£341
	1800x800mm	GSBS188	£347	GASBS188	£347
	2000x800mm	GSBS208	£356	GASBS208	£356

size	gianni		gianni 'A'		
	code	price	code	price	
Single Bench Add-On H:740mm	1000x800mm	GSBA108	£307	GASBA108	£307
	1200x800mm	GSBA128	£316	GASBA128	£316
	1400x800mm	GSBA148	£323	GASBA148	£323
	1600x800mm	GSBA168	£333	GASBA168	£333
	1800x800mm	GSBA188	£341	GASBA188	£341
	2000x800mm	GSBA208	£349	GASBA208	£349

size	gianni		gianni 'A'		
	code	price	code	price	
Double Bench Starter - includes cable tray H:740mm	1000x1600mm	GDBS1016	£571	GADBS1016	£571
	1200x1600mm	GDBS1216	£581	GADBS1216	£581
	1400x1600mm	GDBS1416	£597	GADBS1416	£597
	1600x1600mm	GDBS1616	£613	GADBS1616	£613
	1800x1600mm	GDBS1816	£630	GADBS1816	£630
	2000x1600mm	GDBS2016	£647	GADBS2016	£647

size	gianni		gianni 'A'		
	code	price	code	price	
Double Bench Add-On - includes cable tray H:740mm	1000x1600mm	GDBA1016	£552	GADBA1016	£552
	1200x1600mm	GDBA1216	£563	GADBA1216	£563
	1400x1600mm	GDBA1416	£580	GADBA1416	£580
	1600x1600mm	GDBA1616	£594	GADBA1616	£594
	1800x1600mm	GDBA1816	£612	GADBA1816	£612
	2000x1600mm	GDBA2016	£629	GADBA2016	£629

AVAILABLE BOARD FINISHES
 Anthracite (AN), Beech (B), Classic Ash (CA), Cherry (C), Dakar (Dk), Light Oak (LO), Modern Oak (MO), Maple (M), Plain Grey (PG), Portofino Cherry (PC), Silver (S), Swiss Elm (SE), Walnut (WA), White (WH) available in 18mm and 25mm.

GIANNI 600mm



size	gianni		gianni 'A'		
	code	price	code	price	
Single Bench Starter H:740mm	1000x600mm	GSBS106	£303	GASBS106	£303
	1200x600mm	GSBS126	£312	GASBS126	£312
	1400x600mm	GSBS146	£320	GASBS146	£320
	1600x600mm	GSBS166	£327	GASBS166	£327
	1800x600mm	GSBS186	£335	GASBS186	£335
	2000x600mm	GSBS206	£347	GASBS206	£347

size	gianni		gianni 'A'		
	code	price	code	price	
Single Bench Add-On H:740mm	1000x600mm	GSBA106	£297	GASBA106	£297
	1200x600mm	GSBA126	£305	GASBA126	£304
	1400x600mm	GSBA146	£312	GASBA146	£312
	1600x600mm	GSBA166	£320	GASBA166	£320
	1800x600mm	GSBA186	£327	GASBA186	£327
	2000x600mm	GSBA206	£340	GASBA206	£340

size	gianni		gianni 'A'		
	code	price	code	price	
Double Bench Starter - includes cable tray H:740mm	1000x1200mm	GDBS1012	£556	GADBS1012	£556
	1200x1200mm	GDBS1212	£565	GADBS1212	£565
	1400x1200mm	GDBS1412	£571	GADBS1412	£571
	1600x1200mm	GDBS1612	£581	GADBS1612	£581
	1800x1200mm	GDBS1812	£587	GADBS1812	£587
	2000x1200mm	GDBS2012	£603	GADBS2012	£603

size	gianni		gianni 'A'		
	code	price	code	price	
Double Bench Add-On - includes cable tray H:740mm	1000x1200mm	GDBA1012	£540	GADBA1012	£540
	1200x1200mm	GDBA1212	£547	GADBA1212	£547
	1400x1200mm	GDBA1412	£552	GADBA1412	£552
	1600x1200mm	GDBA1612	£563	GADBA1612	£563
	1800x1200mm	GDBA1812	£569	GADBA1812	£569
	2000x1200mm	GDBA2012	£585	GADBA2012	£585





EASY CABLE ACCESS

The Evolution is perfect for hot-desking. With instant easy access to the cable tray, users can plug their laptops or phones in and get straight to work.

EVOLUTION BENCH

If your staff use multiple monitors then the Evolution is the only option worth considering. No other bench system in the UK gets anywhere close - the screen brackets provide unrivalled strength that allow as many computer monitors as you can fit, to hang off the toolbar screen which keeps your desktop free and uncluttered.

Don't just take our word for it - full FIRA accreditation assures the Evolution is more than capable of standing up to even the busiest office environments.

MULTIPLE MONITORS

With the incredibly strong screen bracket you can securely mount 2, 3 or even 4 computer monitors to the toolbar screen - you don't even have to hang monitors from the opposite side for balance like with a lot of manufacturers' products.



EVOLUTION BENCH

- All single benches are supplied with modesty panels as standard. Add-ons have a wire managed central leg.
- For power options see p99 - the 4 gang socket (POW4) is designed to sit inside the Evolution cable trays.
- Standard screen height 455mm from desk top (if not specified at time of order - 300mm & 380mm high screens also available for no extra charge if required). Tops are drilled to accept side screens as standard.

600D

800D



Single Bench Starter - includes cable tray
H:740mm

width


width	600D	800D
1000mm	ESBS106 £657	ESBS108 £675
1200mm	ESBS126 £670	ESBS128 £689
1400mm	ESBS146 £685	ESBS148 £702
1600mm	ESBS166 £697	ESBS168 £716
1800mm	ESBS186 £716	ESBS188 £734
2000mm	ESBS206 £734	ESBS208 £752



Single Bench Add-On - includes cable tray
H:740mm

width

width	600D	800D
1000mm	ESBA106 £606	ESBA108 £649
1200mm	ESBA126 £645	ESBA128 £663
1400mm	ESBA146 £659	ESBA148 £678
1600mm	ESBA166 £671	ESBA168 £690
1800mm	ESBA186 £692	ESBA188 £708
2000mm	ESBA206 £712	ESBA208 £730



Double Bench Starter - includes cable tray
H:740mm

width


width	600D	800D
1000mm	EDBS1012 £887	EDBS1016 £923
1200mm	EDBS1212 £908	EDBS1216 £944
1400mm	EDBS1412 £935	EDBS1416 £972
1600mm	EDBS1612 £961	EDBS1616 £998
1800mm	EDBS1812 £989	EDBS1816 £1,026
2000mm	EDBS2012 £1,019	EDBS2016 £1,055



Double Bench Add-On - includes cable tray
H:740mm

width

width	600D	800D
1000mm	EDBA1012 £838	EDBA1016 £874
1200mm	EDBA1212 £858	EDBA1216 £894
1400mm	EDBA1412 £887	EDBA1416 £923
1600mm	EDBA1612 £911	EDBA1616 £948
1800mm	EDBA1812 £940	EDBA1816 £977
2000mm	EDBA2012 £970	EDBA2016 £1,005




Free Floating Extension
D:550mm
Can be retro-fitted

width

width	600D	800D
1200mm	EE12 £124	
1600mm	EE16 £139	

AVAILABLE BOARD FINISHES

Anthracite (AN), Beech (B), Classic Ash (CA), Cherry (C), Dakar (Dk), Light Oak (LO), Modern Oak (MO), Maple (M), Plain Grey (PG), Portofino Cherry (PC), Silver (S), Swiss Elm (SE), Walnut (WA), White (WH) available in 18mm and 25mm.





FORCE BENCH

Form meets function in this beautiful premium bench desk, incorporating cable trays, sliding tops and solid design. A high-end bench system with absolutely no compromise; if you want to make a statement, do it with Force.

The 100mm box section not only provides the desk with zero wobble but also make a statement about the kind of company you are; perfect for the large corporates.

CABLE TRAYS

At 400mm wide and 115mm deep, the extremely generous cable tray caters for even the most power-hungry IT users. Supplied with all double bench systems as standard.



SLIDING TOPS

Nylon glides ensure easy and instant access to the cable tray, simply pull the tops forward to reveal the large cable tray below, suspended between the frame support rails.



FORCE BENCH

- All tops (singles and doubles) are scalloped for cables as well as having permanent sliding tops.
- Toolbar screen accessories can be found on p55
- Only fits small mobile pedestals

600D

800D



Single Bench Starter - includes cable tray and mod panel
H:740mm

Length	Code	Price
1000mm	FSBS108	£648
1200mm	FSBS128	£678
1400mm	FSBS148	£723
1600mm	FSBS168	£779
1800mm	FSBS188	£811
2000mm	FSBS208	£886



Single Bench Add-On - includes cable tray and mod panel
H:740mm

Length	Code	Price
1000mm	FSBA108	£517
1200mm	FSBA128	£535
1400mm	FSBA148	£567
1600mm	FSBA168	£638
1800mm	FSBA188	£668
2000mm	FSBA208	£743



Double Bench Starter - includes cable tray
H:740mm

Length	Code	Price
1000mm	FDBS1012	£765
1200mm	FDBS1212	£797
1400mm	FDBS1412	£844
1600mm	FDBS1612	£904
1800mm	FDBS1812	£933
2000mm	FDBS2012	£1,009



Double Bench Add-On - includes cable tray
H:740mm

Length	Code	Price
1000mm	FDBA1012	£534
1200mm	FDBA1212	£566
1400mm	FDBA1412	£601
1600mm	FDBA1612	£673
1800mm	FDBA1812	£702
2000mm	FDBA2012	£778



Free Floating Extension
D:550mm
Can be retro-fitted

width	Code	Price
1200mm	FE12	£235
1600mm	FE16	£255

AVAILABLE BOARD FINISHES

Anthracite (AN), Beech (B), Classic Ash (CA), Cherry (C), Dakar (Dk), Light Oak (LO), Modern Oak (MO), Maple (M), Plain Grey (PG), Portofino Cherry (PC), Silver (S), Swiss Elm (SE), Walnut (WA), White (WH) available in 18mm and 25mm.



See p44 for single Gravity bench desks and search Youtube for 'don't be a Bob' to see Gravity in action!

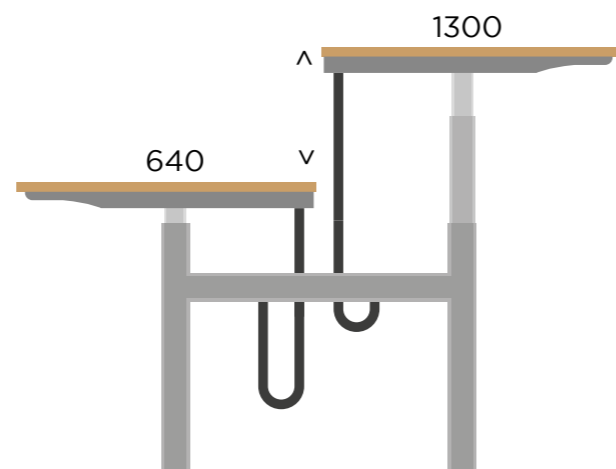


QUICK PULL RELEASE

With the new quick-pull release you have even easier access to your cables. Simply pull the spring-loaded finger-pull mechanism down and the top glides effortlessly forward, revealing the large upper cable tray. Or - use the flip-down upper cable tray to access from underneath the top. The IT department have never had it so easy!

GRAVITY DOUBLE HEIGHT ADJUSTABLE

Gravity sets the benchmark for sit stand desking. Lifting columns are supplied by LINAK - world leaders in actuator technology, supplied as standard with Piezo anti-collision sensors which detect obstructions and move safely away. A full cable management system is included as standard as well as options to control with your phone and PC, storing personal height settings and weight loss goals, too.



LARGE CABLE TRAY

The Gravity cable tray can fit enough power and GOP boxes for even the most power-hungry businesses. Keep everything neat and tidy in the lower cable tray then run just the wires you need to the upper cable tray.

Top tip: run a 4 gang power socket into the upper cable tray to power monitors and speakers, this prevents you from needing to buy extra long cables to reach the lower cable tray.



THE ONLY DESK OFFERING PIEZO ANTI-COLLISION

The built-in PIEZO sensor feels for any obstruction when raising or lowering the desk, then halts and reverses to avoid collision, providing a safeguard for your investment by preventing any damage or personal injury.

WHAT'S INCLUDED

- Lockable sliding tops
- Flip-down cable tray under desktop
- Lower cable tray with covers
- LINAK mechanism with PEIZO anti-collision
- 5 year guarantee on electric components
10 years on wooden components
- Standard controller (no programming functions)
- Harness system cable riser (carries wires from lower to upper cable tray)

Frame colours



800mm deep tops (1700mm max with screens)

*Accepts only Infinite screens
and Gravity HD screens*

1800mm Double	GRAV18D	£2,162
1600mm Double	GRAV16D	£2,089
1400mm Double	GRAV14D	£2,001
1200mm Double	GRAV12D	£1,965
1000mm Double	GRAV10D	£1,929

ACCESSORIES



Premium Controller
To fit Gravity and K&C
Digital display with 3 presets

GPREMC £71



See p42 for LINAK
accessory specifications



Desk Control Software
To fit Gravity and K&C
Connect to PC and set personal goals

GDCS £83



Slinky
Floor to cable tray - intended for
benches but can be used on singles

GSLINKY £56



Gravity Heavy Duty Screen
Recommended if hanging more than
one monitor from the screen.
Includes 4 rail toolbar

GHDS18	£274
GHDS16	£258
GHDS14	£240
GHDS12	£224
GHDS10	£202



Central Dividing Screen
To fit Gravity double bench desks
H:1335mm (from floor)
Cara or Lucia fabric (POA for higher
fabric bands)

GCDS18	£300
GCDS16	£292
GCDS14	£286
GCDS12	£279
GCDS10	£272







Filing Cabinets



90° Desk End Bookcases



90° Tambour Cupboards



Credenza Storage Units
Note: fridge is not integrated



Sliding Door Base Units



Executive Storage Wall



Pedestal Top Boxes



Side Filers



Document Sorters



Sideboard Storage Units



Metal Pedestals



Bespoke Storage Wall



Pen Trays



Narrow Pedestals



Third Level Storage



Sliding Glass Door Top Units



Multi Combi Units



Filing Pedestals



System Storage Cupboards



Low Level Storage



Contract Tambours



Hinged Glass Door Cupboards




Low Level Storage



Bespoke Storage

PEDESTALS


A huge range of options allow our pedestals to work seamlessly with all desking ranges. Drawer carcasses constructed from a 4-sided foil wrap-around with hardboard base, operating on self-closing (during last 60mm) roller action metal runners with a load capacity of 30kg, ensuring a robust and reliable product.

		Depth		18mm	25mm
	Desk High W:438mm H:740mm Locking, 2 Keys Adjustable Feet Max CPU Height 470mm	800mm	GDHP8D4	£254	£279
			GDHP8D3	£254	£279
			GDHP8D2	£254	£279
			GDHP8D1D1DR	£254	£279
			GDHP8DCPU	£267	£291
		600mm	GDHP6D4	£207	£223
			GDHP6D3	£207	£223
			GDHP6D2	£207	£223
			GDHP6D1D1DR	£207	£223
			GDHP6DCPU	£220	£236


Grain runs L-R on 800D pedestals, F-B on 600D pedestals

	Narrow Desk High W:310mm H:740mm Locking, 2 Keys Adjustable Feet Max CPU Height 470mm CPU option does not have shelves	800mm	GNDHP8D4	£249	£272
			GNDHP8D3	£249	£272
			GNDHP8D2	£249	£272
			GNDHP8D1D1DR	£249	£272
			GNDHP8DCPU	£262	£286
		600mm	GNDHP6D4	£202	£219
			GNDHP6D3	£202	£219
			GNDHP6D2	£202	£219
			GNDHP6D1D1DR	£202	£219
			GNDHP6DCPU	£215	£232


Grain runs L-R on 800D pedestals, F-B on 600D pedestals

	Mobile Underdesk W:438mm D: 548mm H:635mm Locking, 2 Keys Suitable for under bench desking Unit Sits On Castors Max CPU Height 420mm Do not fit under Modena & Bologna desks		GMHUDP4D	£209	£226
			GMHUDP3D	£209	£226
			GMHUDP2D	£209	£226
			GMHUDP1D1DR	£209	£226
			GMHUDPCPU	£221	£238

Grain runs L-R

	Mobile Narrow Underdesk H:635mm W:310mm D:548mm Locking, 2 Keys Unit sits on castors Max CPU Height 420mm Do not fit under Modena & Bologna desks		GNUP4D	£204	£221
			GNUP3D	£204	£221
			GNUP2D	£204	£221
			GNUP1D1DR	£204	£221
			GNUPCPU	£204	£221

Grain runs L-R

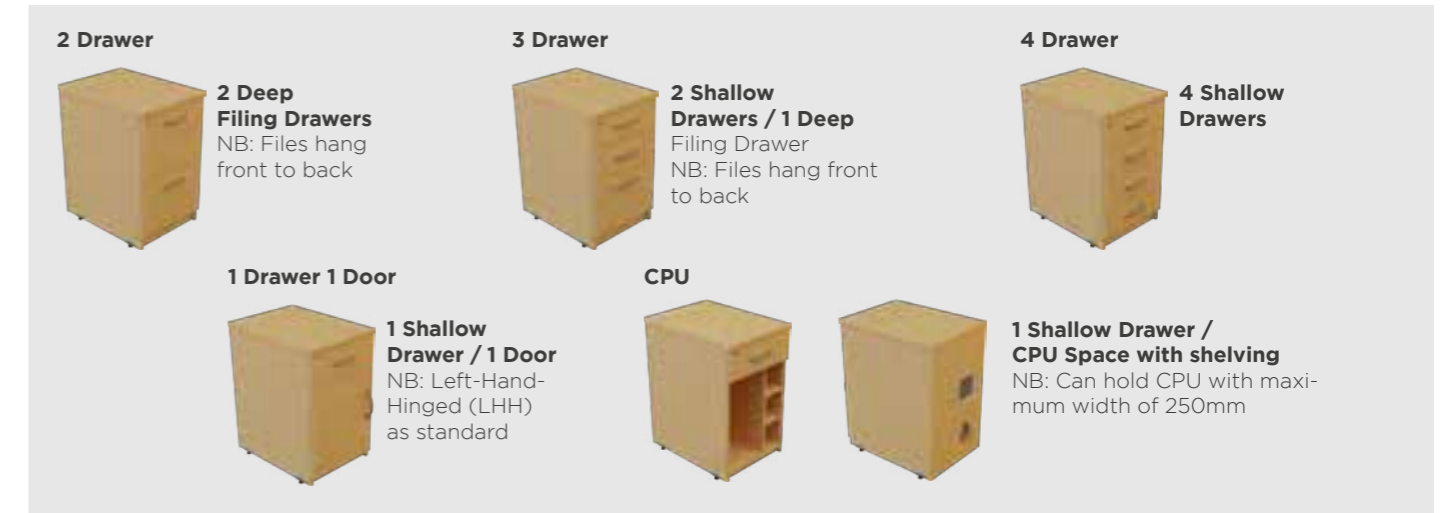
	Small Mobile W:438mm D:605mm H:595mm Locking, 2 Keys Unit sits on castors		G2DMP	£153	£174
			G3DMP	£153	£174

Grain runs L-R


AVAILABLE BOARD FINISHES

Anthracite (An), Beech (B), Cherry (C), Classic Ash (CA), Dakar (Dk), Light Oak (LO), Modern Oak (MO), Maple (M), Plain Grey (PG), Portofino Cherry (PC), Silver (S), Swiss Elm (SE), Walnut (WA), White (WH) available in 18mm and 25mm.

DRAWER OPTIONS




		18mm	25mm
	Small Mobile (Metal) W:400mm D:575mm H:595mm (620mm with wooden top) Locking, 2 Keys Unit sits on castors Available in Silver or White	M3DMP	£223
		M3DMP w/Wooden Top	£257


	Fixed W:429mm D:577mm H:505mm Locking, 2 Keys		GFP2D	£122
			GFP3D	£122

	Straight Pedestal Extension W:1000mm H:740mm Locking, 2 Keys Adjustable Feet Left-hand shown (position of pedestal determines hand)	800mm	GSPEX8D4	£309	£347
			GSPEX8D3	£309	£347
			GSPEX8D2	£309	£347
			GSPEX8D1D1DR	£309	£347
			GSPEXCPU	£321	£360
			600mm	GSPEX6D4	£270
		GSPEX6D3		£270	£301
		GSPEX6D2		£270	£301
		GSPEX6D1D1DR		£270	£301
		GSPEX6DCPU		£284	£314

Grain runs L-R on 800D pedestals, F-B on 600D pedestals

	Curved Pedestal Extension W:1000mm D:800-600mm H:740mm Locking, 2 Keys Adjustable Feet Left-hand shown (position of pedestal determines hand)		GCPEXD4	£348	£386
			GCPEXD3	£348	£386
			GCPEXD2	£348	£386
			GCPEXD1D1DR	£348	£386
			GCPEXCPU	£361	£399


Grain runs F-B


	Pedestal Top Box - Freestanding W:438mm H:400mm		800mm	PEDTBU8	£137	£151
			600mm	PEDTBU6	£113	£133

Left-hand shown (position of shelves determines hand)


LOW STORAGE

An extensive selection of desk high storage units from two door cupboards to tambours, glass doors and sideboard units.

		18mm	25mm
	Base Unit D:600mm H:740mm Locking, 2 Keys 1 Adjustable Shelf Adjustable Feet This unit will not accept 2 rows of A4 box files		
	1200mm GBU12*	£263	£291
	1000mm GBU10	£230	£259
	800mm GBU8	£213	£239
Grain runs F-B	*These units have a central support		

	Glass Door Base Unit D:600mm H:740mm 1 Adjustable Shelf Adjustable Feet This unit will not accept 2 rows of A4 box files		
	1200mm VGBU12*		£456
	1000mm VGBU10		£417
	800mm VGBU8		£381
Grain runs F-B	*These units have a central support		

	Sliding Door Base Unit D: 600mm H:740mm Locking, 2 Keys 1 Adjustable Shelf		
	1600mm GSDBU16*	£422	£462
	1200mm GSDBU12*	£344	£375
	1000mm GSDBU10	£305	£338
	800mm GSDBU8	£265	£295
Grain runs F-B	*These units have a central support		


	Credenza W:1200mm D:600mm H:740mm Locking, 2 Keys Adjustable Feet Unit has centre support This unit will not accept 2 rows of A4 box files		
	GCREZDZ	£284	£311
	FRIDGE - to fit above	£316	
	Please specify if fridge is being fitted as unit will be provided with ventilation holes Note: fridge is not integrated		
Grain runs F-B			

	Side Filer - NEW AND IMPROVED W:800mm D: 600mm H:740mm Locking, 2 Keys Accepts foolscap files Weights have been placed in the base to remove the need for the supporting castor wheel (previously positioned on the bottom drawer)		
	GSFU8HD	£466	£489
	GSFU8 (old style)	£314	£370
	Grain runs F-B		

AVAILABLE BOARD FINISHES


Anthracite (An), Beech (B), Cherry (C), Classic Ash (CA), Dakar (Dk), Light Oak (LO), Modern Oak (MO), Maple (M), Plain Grey (PG), Portofino Cherry (PC), Silver (S), Swiss Elm (SE), Walnut (WA), White (WH) available in 18mm and 25mm.

18mm 25mm

	Desk High Tambour W:800mm D:600mm H:740mm Locking, 2 Keys 1 Adjustable Shelf Adjustable Feet Accommodates 2 rows of A4 filing		
	GDHTAM8	£419	£438
Grain runs F-B			

	90° Desk High Tambour W:800mm D:800mm H:740mm Locking, 2 Keys 1 Fixed Shelf Adjustable Feet Accommodates 2 rows of A4 filing		
	G90DHTAM	£461	£477
Grain runs 45°			


	Small Sideboard Unit W:1200mm D:600mm H:740mm Locking 1 Adjustable Shelf Adjustable Feet Drawers determine hand (RH shown)			
	Open	SSBUOF2DR	£291	£334
	2 Drawer	SSBU2D2DR	£386	£430
	3 Drawer	SSBU3D2DR	£386	£430
	4 Drawer	SSBU4D2DR	£386	£430
Grain runs L-R				

	Sideboard Unit W:1600mm D:600mm H:740mm Locking 2 Adjustable Shelves Adjustable Feet			
	Open	SBUOF4DR	£470	£538
	2 Drawer	SBU2D4DR	£566	£634
	3 Drawer	SBU3D4DR	£566	£634
	4 Drawer	SBU4D4DR	£566	£634
Grain runs L-R				



LOW STORAGE

	Height	Width		18mm	25mm
	Top Unit D:410mm Delivered flat-packed				
		740mm 800mm	GTU8	£113	£130
		1060mm 800mm	GTTU	£130	£151
		740mm 1200mm	GTU12*	£147	£169
	740mm 1600mm	GTU16*	£162	£190	
Units now have a flush base allowing for 2 x lever arch files to fit					
*These units have a central support					

	Sliding Door Glazed Top Unit W:800mm D:410mm				
		740mm 800mm	GLASTU	£273	£291
		1060mm 800mm	GLASTTU	£300	£321
			GLASLOK	£28	
GLASTU -1 adjustable shelf GLASTTU -2 adjustable shelves					

	Glass Door Top Unit D:410mm				
		740mm 800mm	VG TU8		£354
		1060mm 800mm	VG TTU8		£419
		740mm 1200mm	VG TU12*		£439
VG TU -1 adjustable shelf VG TTU -2 adjustable shelves					
*These units have a central support					

	90° Desk High Bookcase H:740mm 1 Fixed Shelf Adjustable Feet				
		End Size			
		800mm	G90DEBC8	£237	£265
		600mm	G90DEBC6	£226	£248

	Document Sorter W:800mm D:332mm H:1102mm Compartment size 240W x 190H				
			GDOCSORT	£288	£330

	Multi Combi Unit W:650mm D:800mm H:1200mm Locking Unit supplied with sliding glide feet Right hand shown (position of cupboard determines hand)				
			MCU	£771	£834

AVAILABLE BOARD FINISHES

Anthracite (An), Beech (B), Cherry (C), Classic Ash (CA), Dakar (Dk), Light Oak (LO), Modern Oak (MO), Maple (M), Plain Grey (PG), Portofino Cherry (PC), Silver (S), Swiss Elm (SE), Walnut (WA), White (WH) available in 18mm and 25mm.

18mm 25mm

	Desk High Mobile Storage Unit Single Sided D:410mm H:740mm Unit comes on castors 2 Adjustable shelves				
		1000mm DHMSSU10		£251	£279
		1200mm DHMSSU12*		£270	£300
		1600mm DHMSSU16*		£303	£338
*These units have a central support					

	Desk High Mobile Storage Unit Double Sided D:600mm H:740mm Unit comes on castors 4 Adjustable shelves				
		1000mm DHMDSU10		£339	£375
		1200mm DHMDSU12*		£404	£450
		1600mm DHMDSU16*		£540	£600
*These units have a central support					

	Under Desk Storage Mobile Unit D:400mm H:620mm Please specify left or right handed Left hand shown (position of cupboard determines hand)				
		1200mm MU DSU12		£419	£474
		1600mm MU DSU16		£459	£511

	Under Desk Mobile Storage Unit Single Sided D:410mm H:620mm Unit comes on castors 2 Adjustable shelves				
		1000mm MUDSSU10		£272	£304
		1200mm MUDSSU12		£327	£364
		1600mm MUDSSU16		£436	£486

	Under Desk Mobile Storage Unit Double Sided D:600mm H:620mm Unit comes on castors 4 Adjustable shelves				
		1000mm MU DDSU10		£321	£356
		1200mm MU DDSU12		£385	£426
		1600mm MU DDSU16		£512	£568



HIGH STORAGE

	Height	18mm	25mm
 <p>Filing Cabinet W:484mm D:658mm Locking, 2 Keys Anti-tilt mechanism 100% drawer opening 15kg safe hanging weight limit per drawer</p>	1360mm GFC4D	£386	£392
	1048mm GFC3D	£330	£335
	740mm GFC2D	£281	£286

	800mm Wide			
 <p>Bookcase D:410mm Delivered flat-packed</p> <p>GBC20 - 4 adjustable shelves GBC18 - 3 adjustable shelves GBC16 - 3 adjustable shelves GBC12 - 2 adjustable shelves GBC10 - 2 adjustable shelves GBC740 - 1 adjustable shelf</p> <p>'LA' option - please specify Lever Arch option and bookcase will be supplied with a flush base (to allow for 2 rows of LA files)</p>	2000mm GBC20	£204	£258	
	1800mm GBC18	£183	£234	
	1600mm GBC16	£164	£216	
	1200mm GBC12	£133	£155	
	1000mm GBC10	£114	£137	
	740mm GBC740	£113	£130	
	740mm GBC740LA	£113	£130	
	1000mm Wide			
	2000mm GBC2010	-	£301	
	1800mm GBC1810	-	£276	
	1600mm GBC1610	-	£253	
	1200mm GBC1210	-	£187	
	1000mm GBC1010	-	£164	
740mm GBC74010	-	£158		
740mm GBC74010LA	-	£158		

	800mm Wide			
 <p>2 Door Cupboard D:410mm Locking, 2 Keys</p> <p>GCUP20 - 4 adjustable shelves GCUP18 - 3 adjustable shelves GCUP16 - 3 adjustable shelves GCUP12 - 2 adjustable shelves GCUP10 - 2 adjustable shelves GCUP740 - 1 adjustable shelf</p> <p>'LA' option - please specify Lever Arch option and bookcase will be supplied with a flush base (to allow for 2 rows of LA files)</p>	2000mm GCUP20	£367	£408	
	1800mm GCUP18	£333	£379	
	1600mm GCUP16	£307	£348	
	1200mm GCUP12	£270	£287	
	1000mm GCUP10	£245	£258	
	740mm GCUP740	£213	£223	
	740mm GCUP740LA	£213	£223	
	1000mm Wide			
	2000mm GCUP2010	-	£473	
	1800mm GCUP1810	-	£435	
	1600mm GCUP1610	-	£399	
	1200mm GCUP1210	-	£326	
	1000mm GCUP1010	-	£288	
740mm GCUP74010	-	£253		
740mm GCUP74010LA	-	£253		

 <p>System Storage Cupboard W:955mm D:580mm Locking, 2 Keys Accessories available on p88</p>	2000mm GSSC20	£497	£529
	1800mm GSSC18	£466	£496
	1600mm GSSC16	£432	£462
	1200mm GSSC12	£389	£420
	1000mm GSSC10	£367	£397
	740mm GSSC740	£347	£378

 <p>System Storage Tambour Cupboard W:1100mm D:531mm Locking, 2 Keys Accessories available on p88</p>	2000mm GSYT20	£599	£629
	1800mm GSYT18	£567	£599
	1600mm GSYT16	£535	£566
	1200mm GSYT12	£503	£533
	1000mm GSYT10	£479	£510
	740mm GSYT740	£463	£495

AVAILABLE BOARD FINISHES

Anthracite (An), Beech (B), Cherry (C), Classic Ash (CA), Dakar (Dk), Light Oak (LO), Modern Oak (MO), Maple (M), Plain Grey (PG), Portofino Cherry (PC), Silver (S), Swiss Elm (SE), Walnut (WA), White (WH) available in 18mm and 25mm.

	Height	25mm
 <p>Contract Tambour Cupboard W:1100mm D:600mm Locking, 2 Keys Includes wooden shelves Delivered flat-packed TAMB20 - 4 adjustable shelves TAMB18 - 3 adjustable shelves TAMB16 - 3 adjustable shelves TAMB12 - 2 adjustable shelves</p>	1939mm TAMB20	£614
	1739mm TAMB18	£575
	1539mm TAMB16	£511
	1139mm TAMB12	£461

 <p>Glass 2 Door Cupboard W:800mm D:410mm Non-locking VGCUP20 - 4 adjustable shelves VGCUP18 - 3 adjustable shelves VGCUP16 - 3 adjustable shelves VGCUP12 - 2 adjustable shelves VGCUP740 - 1 adjustable shelf</p>	2000mm VGCUP20	£667
	1800mm VGCUP18	£631
	1600mm VGCUP16	£598
	1200mm VGCUP12	£518
	740mm VGCUP740	£354

 <p>Glass 2 Door System Storage Cupboard W:955mm D:570mm Non-locking Accessories available on p88</p>	2000mm VGSSC20	£820
	1800mm VGSSC18	£790
	1600mm VGSSC16	£732
	1200mm VGSSC12	£643
	740mm VGSSC740	£473








 <p>Desktop Overhead Tambour D:465mm H:1010mm Locking, 2 Keys Frame height clearance 505mm Accommodates A4 box files</p>	Width	
	1800mm GOHTAM18	£566
	1600mm GOHTAM16	£533

B These units accept Bisley accessories










CUPBOARD ACCESSORIES

A wide selection of interior shelving and filing options for your new Hawk cupboards. Choose from a great range of handles to suit your style.







	Glass Shelf Please state for which unit	GSHELF	£49
	Wooden Shelving Please state for which unit	WSHELF	£36
	B Slotted Shelf Metal slotted shelf Fits in all storage units with 'B' logo Shelf dividers come in a set of 5	SLOTS Shelf SLOTDIVDividers	£39 £43
	B Metal Standard Shelf Metal shelf comes silver as standard Fits in all storage units with 'B' logo	STANS	£28
	B Wardrobe Shelf Rail Metal shelf comes silver as standard Hanging rail sits under shelf Fits in all storage units with 'B' logo	BWSR	£49
	B Lateral Filing Rail Fits in all storage units with 'B' logo	LATRAIL	£28
	B Roll Out Suspension Filing Frame Fits in all storage units with 'B' logo Foolscap or 2 rows of A4 Includes anti-tilt	ROLLFF	£104

NB - All metal handles can be powder coated in the same finish as your metalwork for £2 per handle

	Delta Handle 128mm hole centres Plastic D handle supplied as standard on all storage	DGH - Grey DSH - Silver	£1 £1
	Elektron Handle 128mm hole centres Zinc Alloy finished in Matt Nickel	ESH	£2
	Apollo Handle 128mm hole centres Zinc Alloy finished in Matt Nickel	APASH	£3
	Wing Handle 128mm hole centres Zinc Alloy finished in RAL 9006	SWH	£4
	Barrel Handle 128mm hole centres Anodised Aluminium	BSH	£4
	Bedroom Handle 128mm hole centres Stainless Steel Effect	BEDH	£4
	Poise Handle 128mm hole centres Stainless Steel Effect	PSH	£4

ACCESSORIES

Keep your workspace neat and efficient with our innovative accessories. There's everything you need from cable tidies to CPU holders.

	Umbilical Spine Fixes to underside of any top Silver	SPINE	£42
	Cable Port 80mm	BA017 - Grey BA018 - Silver	£6 £6
	Single Monitor Arm Supplied complete with both through-desk and edge-clamp fittings as standard Universal 75mm Vesa plate and 100mm Vesa plate included Can be adjusted to ANY height via quick-release clamp	SMA	£155
	Double Monitor Arm Supplied complete with both through-desk and edge-clamp fittings as standard Universal 75mm Vesa plate and 100mm Vesa plate included Can be adjusted to ANY height via quick-release clamp	DMA	£241
	CPU Holder (Adjustable) Please state which desk range the holder is being attached to Also suitable for bench desking	CPUH	£118
	Mobile Adjustable CPU Holder On castors	AMCPU	£83
	Table Connectors Plastic Supplied in a pair (as per image)	PTC	£11

* Other options available on request

	4 Gang Power Socket* Unswitched Includes 3m power cable Spare fuse in every socket	POW4	£36
	Desktop Power Module* Includes 3m power cable Spare fuse in every socket 2 Power 2 USB charge 1 Switch	DPM	£144
	Flip Power Module* Includes 3m power cable Spare fuse in every socket 2 Power 2 Data 1 Switch Cut-out size 227x135.5 mm	FPM FFFPM Factory-fitted	£166 £221
	Cable Port Power Module Includes 3m power cable Fits in 80mm cable port hole 1 Power 2 USB charge	CPPM80	£148
	Metal Modesty Panel H:395mm (For Modena, Bologna & Gianni) Please state which size/range desk the modesty panel is attaching to	TO FIT: 2000mm MMP20 1800mm MMP18 1600mm MMP16 1400mm MMP14 1200mm MMP12 1000mm MMP10 800mm MMP8 600mm MMP6	£127 £114 £111 £106 £90 £85 £74 £71
	Metal Cable Tray Please state which desk range the tray is fitting on to	TO FIT: 2000mm MCT20 1800mm MCT18 1600mm MCT16 1400mm MCT14 1200mm MCT12 1000mm MCT10 800mm MCT8	£71 £62 £56 £49 £42 £39 £35
	Pen Tray To fit in any 438mm width pedestal NB: PENTRAY is a factory fitted option SLOTPTRAY is a drop-in tray (cannot fit in top drawers due to locking mechanism)	PENTRAY SLOTPTRAY	£41 £13

STORAGE WALL

Maximise your space with a full height, floor-to-ceiling storage wall. Flexible configurations allow these units to fit in any office or home space, utilising Bisley accessories which cater for all your storage needs.



18mm



B Storage Wall
 W:950mm D: 600mm H:2300mm + Top Scribing
 Panel
 Espagnolette lock, 2 keys
 Accepts Bisley accessories
 Solid 18mm carcasses
 Please specify ceiling height for plinths

GSTOR23	£765
GSTOWS Wooden Shelf	£41



B Storage Wall inc. Top Box
 W:950mm D: 600mm H:2700mm + Top Scribing
 Panel
 Espagnolette lock, 2 keys
 Accepts Bisley accessories
 Solid 18mm carcasses
 Please specify ceiling height for plinths

GSTOR27	£1,004
GSTOWS Wooden Shelf	£41

Scribing Panels 18mm MFC

2600 x 600	SCRB2600600	£114
2400 x 600	SCRB2400600	£103
2600 x 100	SCRB2600100	£41
2400 x 100	SCRB2400100	£39
2200 x 100	SCRB2200100	£37
1400 x 100	SCRB1400100	£30
1200 x 100	SCRB1200100	£30
1000 x 100	SCRB1000100	£30
945 x 100	SCRB945100	£30
570 x 100	SCRB570100	£30

AVAILABLE BOARD FINISHES

Beech (B), Cherry (C), Japanese Ash (JA), Light Oak (LO), Modern Oak (MO), Maple (M), Plain Grey (PG), Portofino Cherry (PC), Silver (S), Swiss Elm (SE), Walnut (WA), White (WH) available in 18mm and 25mm.



All storage wall cupboards are supplied with Bisley uprights as standard, and can accept all Bisley accessories - see p96 for the full range.





RECEPTION

Greet your visitors in style and make their first impressions count. Our versatile reception concept has all you need, from standalone units to complete modular solutions in a huge range of sizes to ensure a perfect fit.

Whether you are looking for the clean and classy look or something to make an impact, the Hawk reception is a safe option that won't break the bank yet is built to stand the test of time.



FULLY MODULAR

Designing your reception unit couldn't be easier. Simply work out the overall size that you want to fill then choose from a selection of straight and curved units to build the desired shape.

If you want to create a little extra privacy then choose a top box to sit on the counter top, as seen here on this stunning green reception.



DDA COMPLIANT

Not only will your new reception look sleek and stylish but you'll also be DDA compliant, too. By moving the front panel inside the ends you can create a matching unit that's suitable for visitors in wheelchairs to sign in.

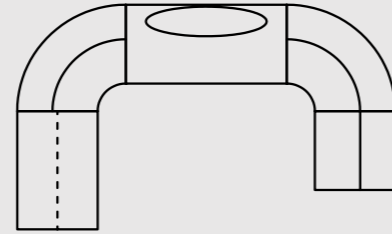
Base Unit
D:800mm H:740mm



2000mm	GRECB20	£304
1800mm	GRECB18	£291
1600mm	GRECB16	£280
1400mm	GRECB14	£270
1200mm	GRECB12	£253
1000mm	GRECB10	£243
800mm	GRECB8	£237
600mm	GRECB6	£230

All base unit tops are 25mm, fitted with one cable port unless fitted with glass counter.

When ordering, please fax a plan view of your required configuration so we can supply recessed legs where needed.



90° Large Corner Base Unit
W:1080mm D:1080mm H:740mm Ends:800mm

Curved Panel Options
Please suffix code
LO Light Oak (Wood)
B Beech (Wood)
PC Powder Coated (Metal)



GREC90BL £499

90° Small Corner Base Unit
W:800mm D:800mm H:740mm Ends:800mm

Curved Panel Options
Please suffix code
LO Light Oak (Wood)
B Beech (Wood)
PC Powder Coated (Metal)




GREC90BS £466

DDA Base Unit
D:800mm H:740mm
Modesty panel inset 330mm



2000mm	GRECB20DDA	£365
1800mm	GRECB18DDA	£354
1600mm	GRECB16DDA	£344
1400mm	GRECB14DDA	£335
1200mm	GRECB12DDA	£317
1000mm	GRECB10DDA	£309
800mm	GRECB8DDA	£302
600mm	GRECB6DDA	£295


Top Box
D:350mm H:420mm



2000mm	GRECTB20	£200
1800mm	GRECTB18	£188
1600mm	GRECTB16	£179
1400mm	GRECTB14	£164
1200mm	GRECTB12	£151
1000mm	GRECTB10	£147
800mm	GRECTB8	£140
600mm	GRECTB6	£135

90° Top Box - Large & Small
D:350mm H:420mm

Curved Panel Options
Please suffix code
LO Light Oak (Wood)
B Beech (Wood)
PC Powder Coated (Metal)



GREC90TBL £286
GREC90TBS £269

45° Base & Top Unit
W:1837mm D:922mm Ends:800mm

Curved Panel Options
Please suffix code
LO Light Oak (Wood)
B Beech (Wood)
PC Powder Coated (Metal)



GRECB45 Base £401
GRECTB45 TopUnit £268

Metal Panel for Straight Units
Fits over wooden panel

2000mm	GRECTB20MP	£112
1800mm	GRECTB18MP	£106
1600mm	GRECTB16MP	£827
1400mm	GRECTB14MP	£92
1200mm	GRECTB12MP	£87
1000mm	GRECTB10MP	£83
800mm	GRECTB8MP	£79
600mm	GRECTB6MP	£76
2000mm	GRECB20MP	£74
1800mm	GRECB18MP	£72
1600mm	GRECB16MP	£69
1400mm	GRECB14MP	£65
1200mm	GRECB12MP	£57
1000mm	GRECB10MP	£53
800mm	GRECB8 MP	£49
600mm	GRECB6 MP	£45

Kickplates
H:100mm
Stainless steel



2000mm	KP20	£108
1800mm	KP18	£102
1600mm	KP16	£95
1400mm	KP14	£90
1200mm	KP12	£87
1000mm	KP10	£83
800mm	KP8	£78
600mm	KP6	£74
Large 90°	KPL90	£110
Small 90°	KPS90	£106
45°	KP45	£110

Shelves
D:300mm Oval
Strengthened green tinted glass on chrome supports

Wooden shelf tops available in all colours



1600mm	RECGLAS16	£608
1400mm	RECGLAS14	£522
1200mm	RECGLAS12	£504
1000mm	RECGLAS10	£487
800mm	RECGLAS8	£448
1600mm	RECWODS16 - Wood	£271
1400mm	RECWODS14 - Wood	£260
1200mm	RECWODS12 - Wood	£246

J Reception Unit
W:2200mm D:1475mm H:1125mm
Bow fronted counter top
Please state left or right handed (right handed shown)
Available in all wood finishes
Supplied with 2 cable ports



GRECUNIT £1,108

AVAILABLE BOARD FINISHES

Anthracite (AN), Beech (B), Cherry (C), Classic Ash (CA), Dakar (DK), Light Oak (LO), Modern Oak (MO), Maple (M), Plain Grey (PG), Portofino Cherry (PC), Silver (S), Swiss Elm (SE), Walnut (WA), White (WH) available in 18mm and 25mm.

TABLES

BOARDROOM



A choice of 9 different leg frames and 4 different top shapes combined with all the colour choices makes for over 20,000 different possible combinations.

GIANNI



The latest in office trends. The Gianni indoor picnic tables and poseur height A frame tables are perfect for canteen, breakout, meeting and collaborative work areas.

CANTEEN



When budgets are stretched, the cost-effective canteen tables are well placed to provide a simple yet effective meeting or eating table.

FULLY WELDED



Fully welded frames are recommended for heavier use environments such as schools and universities as the robust frame can cope with a variety of uses. Available with 25mm square legs or 40mm diameter round.

MEETING



Whether you need a smaller circular table for the corner of your office or you have a small meeting room to fill, you'll be sure to find what you need here.

TEMPORARY



Flip top, foldaway and folding leg tables provide a host of temporary options for multi-function rooms.

COFFEE



Available in glass or wooden, round or square, with a choice of frames/legs.



Boat-shaped Force 2-piece table in White and special orange leg



D End on
ARROWHEAD

This combination is a cost effective solution for the board room. D End tops are great for maximising the numbers of people you can fit around a table.

The arrowhead base also works well if you're looking for a special size table, as the wooden legs can be made bigger or smaller to suit the requirements.



Oval on
BOLOGNA

The Bologna leg is a minimal Italian design for those wanting sleek elegance and minimum leg interference.

All boardroom legs are inset 400mm in from each end to allow users to sit at both the ends and sides of the table.

BOARDROOM

It's here that you'll present to your customers, make key decisions, negotiate with suppliers and meet with your team. Your boardroom speaks volumes about your company so it's vital that it creates the right message and has a positive and productive ambience.

A choice of 9 different leg frames and 4 different top shapes combined with all the colour choices makes for over 20,000 different possible combinations.



GIORGIO I FRAME

A no nonsense robust metal leg that provides strength at an affordable price.

The triple upright I frame leg is incredibly strong and the modesty panel gives great lateral support; which means the Giorgio boardroom tables will stand the test of time for many years to come.



GIORGIO WIRE MANAGED

As above but with a practical wire-managed cover plate which allows you to tuck cables neatly inside the leg and provide power/data to your table.

Top tip - remember that you may need a cable tray as well if you need to run wires underneath the table to get to where your power modules are.



FLIP POWER MODULE

Add power and data to any table to create flexible work environments. Supplied as standard with 2 power and 2 data connections however variations of this are possible, such as HDMI and phone connections among others.



BRUSH STRIP MODULE

Available as single or double-sided access in black, white and silver, these brush strip modules give easy access to wires and cable trays below the table top.

Buy as an individual unit or a factory-fitted option which includes the price of drilling in the table/desk of your choice.

Gianni A Rectangular 2-piece table in White



GLASS PANEL

Create the executive look with these frosted glass panels - a great addition to the middle of any boardroom table. Not only do they look good but they will prevent coffee and tea stains from forming on your beautiful wooden table.



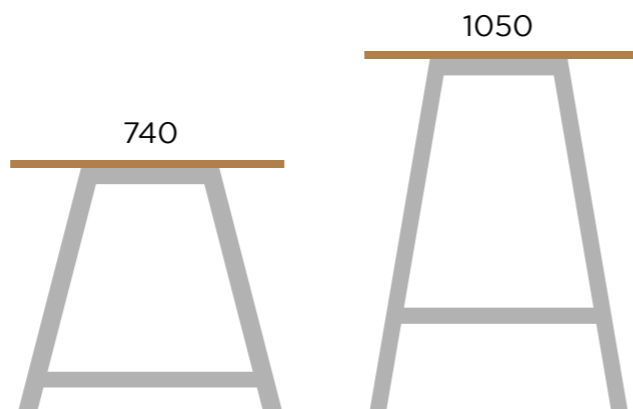
COAT HOOKS

Included at both ends as standard, these coat hooks are great for hanging coats and bags neatly out the way while you have your meeting. If you prefer the cleaner lines of just the frame then simply unscrew and remove.

GIANNI A FRAME

Collaborative working involves bringing people together to work in teams and that isn't an easy task if you're stuck at a desk. These indoor picnic tables are perfect for Agile companies to work on projects or even just as a modern breakout table.

Available at both desk and poseur heights from 1200mm to 2000mm wide, with matching bench seats in a choice of all our standard finishes.



CABLE TRAYS

This fold-down cable tray is large enough to accommodate all your wires no matter how much power and data you need.

The upper frame also has cut-outs as standard to make it easier to drill port holes if you prefer access directly through the table top.

Gianni A Poseur Height (1050mm) D:800mm



If port holes are needed for the below power options please add £45 for drilling. Specify position 1 (left), 2 (centre) or 3 (right), or a combination of the three to be drilled as required eg GAP20/1.3

1200mm	GAP12	£441
1400mm	GAP14	£460
1600mm	GAP16	£479
1800mm	GAP18	£498
2000mm	GAP20	£516

Gianni A Desk Height (740mm) D:800mm



If port holes are needed for the below power options please add £45 for drilling. Specify position 1 (left), 2 (centre) or 3 (right), or a combination of the three to be drilled as required eg GAL20/1.2.3

1200mm	GAL12	£417
1400mm	GAL14	£435
1600mm	GAL16	£454
1800mm	GAL18	£473
2000mm	GAL20	£491

Gianni A Low Bench Seat D:350mm H:455mm



900mm	GALBS12	£183
1100mm	GALBS14	£192
1300mm	GALBS16	£197
1500mm	GALBS18	£208
1700mm	GALBS20	£218

Accessories

Cable Tray
W:220mm
Hangs 92mm from desktop

800mm	GTCT12	£39
1000mm	GTCT14	£45
1200mm	GTCT16	£53
1400mm	GTCT18	£59
1600mm	GTCT20	£66



Desktop Power Module
2 power 2 USB chargers



DPM £144

Cable Port Power Module
Fits in 80mm port hole
1 Power 2 USB chargers



CPPM80 £148

Wireless Air Charger



WACBL	£131
WACWH	£131
WACBL/AL	£158

Each charger is supplied with a 2m lead which needs power through a USB lead. The 4-way USB hub below allows 4 WACs to be used (or alternatively the hub can be used in its own right as a USB charger).

4-way USB Hub
Includes UK plug and 1.2m lead



4USBH £99

AVAILABLE BOARD FINISHES

Anthracite (AN), Beech (B), Cherry (C), Classic Ash (CA), Dakar (Dk), Japanese Ash (JA), Light Oak (LO), Modern Oak (MO), Maple (M), Plain Grey (PG), Portofino Cherry (PC), Silver (S), Swiss Elm (SE), Walnut (WA), White (WH) available in 18mm and 25mm.



Fully Welded Table

25mm square fully welded frame
H:740mm



1800mm 800mm	PFWCT18	£185	£203
1600mm 800mm	PFWCT16	£164	£181
1400mm 800mm	PFWCT14	£156	£170
1200mm 800mm	PFWCT12	£150	£165
1000mm 800mm	PFWCT10	£145	£160
800mm 800mm	PFWCT8	£131	£144
800mm 800mm	PFWCCT8 (Coffee Table)	£128	£140
1800mm 600mm	PFWCT186	£177	£194
1600mm 600mm	PFWCT166	£156	£170
1400mm 600mm	PFWCT146	£149	£164
1200mm 600mm	PFWCT126	£144	£157
1000mm 600mm	PFWCT106	£138	£151
800mm 600mm	PFWCT86	£127	£138
800mm 600mm	PFWCCT86 (Coffee Table)	£124	£128

All tables supplied with adjustable feet as standard

Semi Circular Table

25mm square fully welded frame
Please specify grain direction
H:740mm



1600mm	PSEMCT16	£197	£223
1200mm	PSEMCT12	£174	£200

Round Table

25mm square bolt-on legs
H:740mm



NB: Bolt-on legs are not suitable in educational environments

1200mm	PRT12	£164	£188
1000mm	PRT10	£134	£160
800mm	PRT8	£110	£126
800mm	PCRT8 (Coffee Table)	£106	£115

Canteen Table

25mm square bolt-on legs
H:740mm

NB: Bolt-on legs are not suitable in educational environments



18mm 25mm

1800mm 800mm	PCT18	£123	£134
1600mm 800mm	PCT16	£107	£117
1400mm 800mm	PCT14	£104	£113
1200mm 800mm	PCT12	£99	£110
1000mm 800mm	PCT10	£95	£106
800mm 800mm	PCT8	£81	£90
800mm 800mm	PCCT8 (Coffee Table)	£76	£78
1800mm 600mm	PCT186	£117	£130
1600mm 600mm	PCT166	£103	£113
1400mm 600mm	PCT146	£99	£110
1200mm 600mm	PCT126	£95	£105
1000mm 600mm	PCT106	£90	£102
800mm 600mm	PCT86	£78	£88
800mm 600mm	PCCT86 (Coffee Table)	£72	£76

Trapezoidal Table

25mm fully welded frame
H:740mm



1600mm	PTRAPZ16	£195	£223
1200mm	PTRAPZ12	£174	£200

AVAILABLE BOARD FINISHES

Anthracite (AN), Beech (B), Cherry (C), Classic Ash (CA), Dakar (Dk), Light Oak (LO), Modern Oak (MO), Maple (M), Plain Grey (PG), Portofino Cherry (PC), Silver (S), Swiss Elm (SE), Walnut (WA), White (WH) available in 18mm and 25mm.



40mm DIA FULLY WELDED

Our 40mm diameter fully welded tables work great in training rooms and the educational market. With a solid metal frame you can be sure they will withstand even the most demanding of environments. As always, furniture is available in all colours and four different metalwork finishes.

Fully Welded Table

40mm diameter legs fully welded frame
H:740mm



		18mm	25mm	
1800mm	800mm	40FWT18	£204	£222
1600mm	800mm	40FWT16	£183	£200
1400mm	800mm	40FWT14	£176	£190
1200mm	800mm	40FWT12	£168	£184
1000mm	800mm	40FWT10	£164	£179
800mm	800mm	40FWT8	£151	£163
800mm	800mm	40FWCT8 (Coffee Table)	£148	£160
1800mm	600mm	40FWT186	£195	£213
1600mm	600mm	40FWT166	£176	£190
1400mm	600mm	40FWT146	£167	£183
1200mm	600mm	40FWT126	£162	£177
1000mm	600mm	40FWT106	£157	£169
800mm	600mm	40FWT86	£145	£157
800mm	600mm	40FWCT86 (Coffee Table)	£144	£148

All tables supplied with adjustable feet as standard

Round Table

40mm diameter legs fully welded frame
H:740mm



		18mm	25mm
1200mm	40RT12	£265	£283
1000mm	40RT10	£248	£258
800mm	40RT8	£224	£239
800mm	40CRT8 (Coffee Table)	£214	£228

Semi Circular Table

40mm diameter legs fully welded frame
Please specify grain direction
H:740mm



		18mm	25mm
1600mm	40SEMT16	£214	£243
1200mm	40SEMT12	£193	£219

Trapezoidal Table

40mm diameter legs fully welded frame
H:740mm
800mm ends



		18mm	25mm
1600mm	40TRAPZ16	£214	£243
1200mm	40TRAPZ12	£193	£219

AVAILABLE BOARD FINISHES

Anthracite (AN), Beech (B), Cherry (C), Classic Ash (CA), Dakar (Dk), Light Oak (LO), Modern Oak (MO), Maple (M), Plain Grey (PG), Portofino Cherry (PC), Silver (S), Swiss Elm (SE), Walnut (WA), White (WH) available in 18mm and 25mm.



Circular Table - Trumpet Base
H:740mm 25mm Top



1200mm	TRCT12	£357
1000mm	TRCT10	£319
900mm	TRCT9	£296
800mm	TRCT8	£277

Circular Table - Crucifix Base
H:740mm 25mm Top



1600mm	CCT16	£436
1200mm	CCT12	£270
1000mm	CCT10	£242
900mm	CCT9	£224
800mm	CCT8	£214

Circular Table - Tubular Leg
H:740mm 25mm Top




1600mm	TCT16	£448
1200mm	TCT12	£345
1000mm	TCT10	£307
900mm	TCT9	£284
800mm	TCT8	£265

Circular Table - Roma Lorenzo Leg
H:740mm 25mm Top



1600mm	RLCT16	£487
1200mm	RLCT12	£385
1000mm	RLCT10	£347
900mm	RLCT9	£323
800mm	RLCT8	£305

Square & Rectangular Coffee Table
H:400mm 25mm Top
Prefix code with
T for tubular legs
P for panel end legs



900x500mm	GCT95	£200	£157
800x800mm	GCT88	£214	£171
800x600mm	GCT86	£202	£160
600x600mm	GCT66	£193	£151

Circular Coffee Table
H:400mm 25mm Top
Prefix code with
T for tubular legs
C for crucifix legs



800mm Dia	GCT800D	£257	£215
700mm Dia	GCT700D	£244	£202
600mm Dia	GCT600D	£235	£189

Round Glass Coffee Table
600mm diameter H:350mm
Frosted glass, chrome legs



HS035 £275

Square Glass Coffee Table
W:500mm D:500mm H:350mm
Clear glass, chrome legs



HS034 £143

Rectangular Glass Coffee Table
W:900mm D:500mm H:350mm
Clear glass, chrome legs



HS036 £184

Square Venalo Glass Coffee Table
W:600mm D:600mm H:400mm
Clear glass, chrome trumpet base



HS169 £353

Oval Glass Coffee Table
W:900mm D:600mm H:430mm
Frosted glass, chrome legs



HS038 £500



AVAILABLE BOARD FINISHES

Anthracite (AN), Beech (B), Cherry (C), Classic Ash (CA), Dakar (Dk), Light Oak (LO), Modern Oak (MO), Maple (M), Plain Grey (PG), Portofino Cherry (PC), Silver (S), Swiss Elm (SE), Walnut (WA), White (WH) available in 18mm and 25mm.



Meeting Table - Tubular Legs - 800mm Deep

D:800mm H:740mm
25mm Top
80mm Tubular legs

1800mm	GMT18	£270
1600mm	GMT16	£246
1400mm	GMT14	£235
1200mm	GMT12	£223
1000mm	GMT10	£216
800mm	GMT8	£211



Meeting Table - Tubular Legs - 600mm Deep

D:600mm H:740mm
25mm Top
80mm Tubular legs

1800mm	GMT186	£244
1600mm	GMT166	£221
1400mm	GMT146	£211
1200mm	GMT126	£195
1000mm	GMT106	£192
800mm	GMT86	£195



Foldaway Table

D:800mm H:720mm
25mm Top
Please specify straight or curved feet and black or chrome

1800mm	GFOLD18	£285
1600mm	GFOLD16	£262
1400mm	GFOLD14	£245



Flip Top Table - 800mm Deep

D:800mm H:740mm
25mm Top
Supplied on castors

1800mm	EXECFLIP18	£332
1600mm	EXECFLIP16	£321
1400mm	EXECFLIP14	£309
1200mm	EXECFLIP12	£298
1000mm	EXECFLIP10	£288
800mm	EXECFLIP8	£279



Flip Top Table - 600mm Deep

D:600mm H:740mm
25mm Top
Supplied on castors

1800mm	EXECFLIP186	£314
1600mm	EXECFLIP166	£305
1400mm	EXECFLIP146	£294
1200mm	EXECFLIP126	£281
1000mm	EXECFLIP106	£272
800mm	EXECFLIP86	£265



Folding Tubular

H:740mm
25mm Top
50mm chrome tubular legs

1800mm	FMT188	£362
1600mm	FMT168	£340
1400mm	FMT148	£327
1200mm	FMT128	£316
1000mm	FMT108	£307
1800mm	FMT186	£338
1600mm	FMT166	£313
1400mm	FMT146	£304
1200mm	FMT126	£292
1000mm	FMT106	£281



Flip Top Table - Trapezoidal

H:740mm
25mm Top
Supplied on castors
800mm Ends

1600mm	EXECFLIPTRAP16	£382
--------	----------------	------



Flip Top Table - Semi

H:740mm
25mm Top
Supplied on castors

1800mm	EXECFLIPSEMI18	£393
1600mm	EXECFLIPSEMI16	£382



Flip Top Table - TILT

H:740mm
25mm Top
Supplied on castors
Matt black frame with stainless steel foot

1800mm	TILT18	£372
1600mm	TILT16	£364
1400mm	TILT14	£356
1200mm	TILT12	£338



AVAILABLE BOARD FINISHES

Anthracite (AN), Beech (B), Cherry (C), Classic Ash (CA), Dakar (DK), Light Oak (LO), Modern Oak (MO), Maple (M), Plain Grey (PG), Portofino Cherry (PC), Silver (S), Swiss Elm (SE), Walnut (WA), White (WH) available in 18mm and 25mm.

PAOLO CONTRACT

Paolo is our contract range of furniture, which features basic items including desks and tables. Standard underdesk and desk high pedestals can be placed underneath or underneath as required.

- 18mm tops
- Adjustable feet
- 733mm high

Single Pedestal Desk

D:800mm H:733mm
Please state pedestals required
Please specify hand (right handed shown)



1800mm	P18SP	£276
1600mm	P16SP	£244
1400mm	P14SP	£232
1200mm	P12SP	£228

Double Pedestal Desk

D:800mm H:733mm
Please state pedestals required



1800mm	P18DP	£344
1600mm	P16DP	£312

Telephone Table

W:800mm D:400 H:733mm



PTT	£128
-----	------

Desk No Pedestals

D:800mm H:733mm



1800mm	P18	£163
1600mm	P16	£131
1400mm	P14	£117
1200mm	P12	£109







AVAILABLE BOARD FINISHES

Anthracite (An), Beech (B), Classic Ash (CA), Cherry (C), Dakar (Dk), Light Oak (LO), Modern Oak (MO), Maple (M), Plain Grey (PG), Portofino Cherry (PC), Silver (S), Swiss Elm (SE), Walnut (WA), White (WH) available in 18mm and 25mm.



TRAY UNITS

Used extensively within the educational market, these units work great for tidying away the mess. Trays available in Red, Yellow, Blue & Black. Please specify tray colour at time of order.

	6 Tray Mobile W:364mm D:472mm H:637mm 75mm Trays	MTU6	£179
	12 Tray Mobile W:704mm D:472mm H:637mm 75mm Trays	MTU12	£310
	18 Tray Mobile W:1044mm D:472mm H:637mm 75mm Trays	MTU18	£408
	24 Tray Mobile W:1384mm D:472mm H:637mm 75mm Trays	MTU24	£456
	48 Tray Unit W:1044mm D:472mm H:1520mm 75mm Trays	TU48	£833
	Large 8 Tray Unit Mobile W:1384mm D:472mm H:637mm 225mm Trays	MLTU8	£380

AVAILABLE BOARD FINISHES

Anthracite (AN), Beech (B), Classic Ash (CA), Cherry (C), Dakar (Dk), Light Oak (LO), Modern Oak (MO), Maple (M), Plain Grey (PG), Portofino Cherry (PC), Silver (S), Swiss Elm (SE), Walnut (WA), White (WH) available in 18mm and 25mm.



WORKBENCHES & TOPS

Choose from a wide selection of tops and create workbenching around the edges of your room. Legs have brackets to fix to the wall, and simply screw to the underside of the top. NB: Screws and fixings are not supplied with legs and tops are undrilled.



900H Workbench Leg
875mm high leg + 25mm top

900H	800D	900800WBL	£44
900H	600D	900600WBL	£40



740H Workbench Leg
715mm high leg + 25mm top

740H	800D	740800WBL	£40
740H	600D	740600WBL	£37

800mm Deep Tops

25mm MFC
Edged all round in 2mm PVC edging



2600W	800D	2600X800TOP/25	£193
2500W	800D	2500X800TOP/25	£186
2400W	800D	2400X800TOP/25	£179
2300W	800D	2300X800TOP/25	£169
2200W	800D	2200X800TOP/25	£164
2100W	800D	2100X800TOP/25	£156
2000W	800D	2000X800TOP/25	£149
1900W	800D	1900X800TOP/25	£143
1800W	800D	1800X800TOP/25	£121
1700W	800D	1700X800TOP/25	£109
1600W	800D	1600X800TOP/25	£97
1500W	800D	1500X800TOP/25	£90
1400W	800D	1400X800TOP/25	£85
1300W	800D	1300X800TOP/25	£79
1200W	800D	1200X800TOP/25	£74
1100W	800D	1100X800TOP/25	£69
1000W	800D	1000X800TOP/25	£62
900W	800D	900X800TOP/25	£56
800W	800D	800X800TOP/25	£55
700W	800D	700X800TOP/25	£53
600W	800D	600X800TOP/25	£46

600mm Deep Tops


25mm MFC
Edged all round in 2mm PVC edging



2600W	600D	2600X600TOP/25	£146
2500W	600D	2500X600TOP/25	£140
2400W	600D	2400X600TOP/25	£128
2300W	600D	2300X600TOP/25	£115
2200W	600D	2200X600TOP/25	£101
2100W	600D	2100X600TOP/25	£95
2000W	600D	2000X600TOP/25	£90
1900W	600D	1900X600TOP/25	£87
1800W	600D	1800X600TOP/25	£83
1700W	600D	1700X600TOP/25	£78
1600W	600D	1600X600TOP/25	£74
1500W	600D	1500X600TOP/25	£70
1400W	600D	1400X600TOP/25	£65
1300W	600D	1300X600TOP/25	£61
1200W	600D	1200X600TOP/25	£59
1100W	600D	1100X600TOP/25	£55
1000W	600D	1000X600TOP/25	£53
900W	600D	900X600TOP/25	£50
800W	600D	800X600TOP/25	£47
700W	600D	700X600TOP/25	£43
600W	600D	600X600TOP/25	£41

AVAILABLE BOARD FINISHES

Anthracite (AN), Beech (B), Classic Ash (CA), Cherry (C), Dakar (Dk), Light Oak (LO), Modern Oak (MO), Maple (M), Plain Grey (PG), Portofino Cherry (PC), Silver (S), Swiss Elm (SE), Walnut (WA), White (WH) available in 18mm and 25mm.



IT DESKING

With office and educational space being at a premium, it's not always feasible to have a separate computer room. Our new IT desks have the best of both worlds, offering a gas-powered lifting strut to raise a PC monitor, keyboard and mouse up from out of the desk and then hides neatly away when not needed. Perfect for schools and universities or even businesses that don't always want a computer getting in the way. Both the CPU compartment and monitor housing are supplied with locks for added security.



1100W IT Desk

H:740mm W:1100mm D:800mm
Lockable CPU compartment
Monitors NOT supplied

1100W 800D ITDESK11 £726

Please state if desks are sitting in rows as cable ports will be provided in panel ends if required (for network cables).



Will accept up to 24" monitors - some 24" models won't fit so please check before placing your order.



Folded down out of the way, the desk can be used as a standard worktop then simply twist the handle to allow the gas strut to automatically lift the monitor up.



CPU holders housed on the right-hand side of the desk will fit any CPUs up to 240mm wide.



Form and function working seamlessly together in this classroom full of IT desks.

AVAILABLE BOARD FINISHES

Anthracite (AN), Beech (B), Cherry (C), Dakar (DK), Japanese Ash (JA), Light Oak (LO), Modern Oak (MO), Maple (M), Plain Grey (PG), Portofino Cherry (PC), Silver (S), Swiss Elm (SE), Walnut (WA), White (WH) available in 18mm and 25mm.

LECTERN

Our stylish lectern is a perfect fit in all environments where presentations are given. A small shelf provides space for notes and/or a drink and also has space for routing microphone wires internally.




Lectern

H:1170mm (to base of lectern top)
W:600 D:400mm

Please specify metalwork finish as well as MFC colour

LECTERN

£313





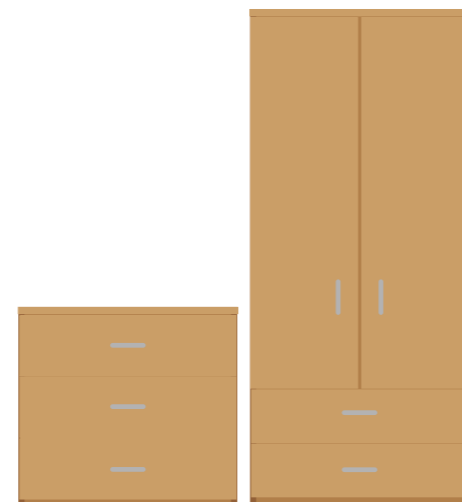
BESPOKE

Larger projects are often led by architects' plans. Our in-house design team works closely with architects to create a solution that complements their design whilst advising on what is suitable for the environment the furniture is being used in.

RESIDENTIAL

We like to call this heavy duty furniture. It may not be as cheap as Ikea but it certainly isn't as flimsy and with a 10 year guarantee you'll be hard pressed to find a more cost-effective long term solution.

Working primarily with architect specifiers, our robust range of residential furniture is perfect for student accommodation in colleges and universities. From consultation through to final delivery we guide and advise on the best solution for you.



FIT FOR PURPOSE

30 years of experience means we know what works and what doesn't. All residential furniture is protected by our 10 year guarantee and we are proud to say that not once have we had a project or piece of furniture fail due to bad design.

RESIDENTIAL

All our residential furniture comes with solid 18mm carcasses, making for a very robust product that won't collapse if you need to move it. 170° hinges on all doors and a shaped metal handle ensure a long lasting, heavy duty range of furniture, as well as radius corners on tops for improved safety.

Bedside Cabinet 01

W:438mm D:560mm H:648mm
Please specify left or right hand hinged (LHH shown)
Non-locking as standard



FUSMBC01

£200

Bedside Cabinet 02

W:438mm D:560mm H:648mm
Non-locking as standard



FUSMBC02

£160

Bedside Cabinet 03

W:438mm D:560mm H:648mm
Non-locking as standard



FUSMBC03

£216

Chest Of Drawers

W:800mm D:595mm
Non-locking as standard



Height

725mm	FUSM3DC	3 Drawer	£253
950mm	FUSM4DC	4 Drawer	£311
1179mm	FUSM5DC	5 Drawer	£368

Wardrobe

D:600mm H:1850mm
Non-locking as standard
Top shelf, hanging rail & bottom shelf



Width

800mm	FUSMDW	Double	£372
429mm	FUSMSW	Single	£276

Gents Wardrobe

D:600mm H:1850mm
Non-locking as standard
Top shelf & hanging rail



Width

800mm	FUSMGDW	Gents Double	£445
429mm	FUSMGSW	Gents Single	£333

Dressing Table

D:595mm H:725mm
Non-locking as standard



1600mm FUSMDDT
1200mm FUSMDT

Double
Single

£473
£277

Wall Mountable Bookcase

D:330mm H:600mm
Will need to provide own screws/ mounts



1000mm FUWMB10
800mm FUWMB8

2 Shelves
2 Shelves

£129
£110

Budget Bed

Mattress Base Height:400mm
Length:1946mm



FUBB3
FUBB4
FUBB46

Single (3ft)
3/4 (4ft)
Double (4ft6)

£317
£382
£421

Storage Bed

Mattress Base Height:400mm
Length:1946mm
Includes storage at both sides of bed



FUSB3
FUSB4
FUSB46

Single (3ft)
3/4 (4ft)
Double (4ft6)

£361
£426
£466

Student Storage Bed

Mattress Base Height:400mm
Length:1946mm
Right-hand shown
Includes under-bed storage as well as side storage



FUSSB4
FUSSB46

3/4 (4ft)
Double (4ft6)

£470
£517

Premium Student Bed

Mattress Base Height:400mm
Includes cupboard headboard, wall protector, 3 x underbed drawers on 40kg ball bearing runners, scalloped handles, extra support under bed base



PSB3
PSB4
PSB46

Single (3ft)
3/4 (4ft)
Double (4ft6)

£905
£941
£960

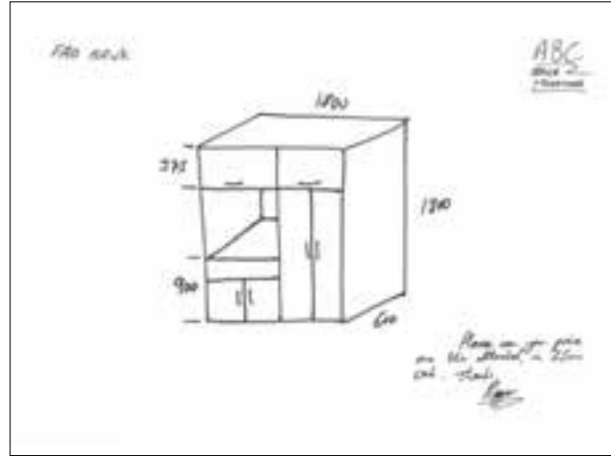


AVAILABLE BOARD FINISHES

Anthracite (AN), Beech (B), Cherry (C), Classic Ash (CA), Dakar (DK), Light Oak (LO), Modern Oak (MO), Maple (M), Plain Grey (PG), Portofino Cherry (PC), Silver (S), Swiss Elm (SE), Walnut (WA), White (WH) available in 18mm and 25mm.

BESPOKE

One of our biggest strengths is the ability to manufacture bespoke products. We have developed a simple yet streamlined method for the consultation, design, and manufacturing of tailor-made MFC furniture.



consultation

Customers will send a sketch or plans of a product they require making, or alternatively are offered guidance on what is possible to solve a problem that isn't achievable using standard products.



design

Working from the initial brief, our CAD team will work with the client and model the bespoke product in AutoCAD, showing all dimensions and a 3D image. This ensures the client receives exactly what is required, with no unexpected surprises.



finished product

When the 3D plans have been signed off by the client, production gets underway and our in-house programmers develop the product to the specified dimensions. All bespoke items are delivered assembled (within delivery size restrictions) so you don't even need to worry about getting your screwdriver out!

AVAILABLE BOARD FINISHES

Anthracite (AN), Beech (B), Classic Ash (CA), Cherry (C), Dakar (Dk), Light Oak (LO), Modern Oak (MO), Maple (M), Plain Grey (PG), Portofino Cherry (PC), Silver (S), Swiss Elm (SE), Walnut (WA), White (WH) available in 18mm and 25mm.





	Manufacturer: Camira	Composition	Flame Retardancy*	Abrasion Resistance**
BAND One	Advantage	100% Virgin Wool. Non metallic dyestuffs	C + M	90,000
	Phoenix	100% Polyester	C + M	100,000
	Citadel	100% Polypropylene	C + M	30,000
	Gravity	100% Polyester	C + M	80,000
	Era	100% Polyester	C + M	100,000
	Rivet	100% Repreve Recycled Polyester	C + M	50,000
	Xtreme	100% Recycled Polyester	CRIB 5	100,000
BAND Two	Mainline +	67% Wool, 33% Viscose	CRIB 5	75,000
	Chateau	100% Polypropylene	CRIB 5	GRADE A
	Sprint	100% Polyester	C + M	100,000
	Urban	100% Recycled Polyester	CRIB 5	100,000
	Canopy	100% Polyester	C + M	60,000
	Manhattan	100% Recycled Polyester	C + M	50,000
	Velocity	100% Polyester	C + M	50,000
	Vita	(Sur) 98.5% PVC, 1.5% PU (SUB) 50% Polyester, 50% Cotton	CRIB 5	100,000
	X2	100% Recycled Polyester	CRIB 5	100,000
	Aspect	75% Trevira CS Polyester, 25% Polyester	CRIB 5	50,000
Patina	69% Wool, 22% Flax, 8% Nylon	CRIB 5	100,000	
BAND Three	Aquarius	100% Virgin Wool	C + M	50,000
	Blazer	100% Virgin Wool	C + M	50,000
	Mainline Flax	70% Virgin Wool, 30% Flax	CRIB 5	50,000
	Honeycomb	100% Recycled Polyester	C + M	50,000
	Hemp	60% Wool, 40% True Hemp	CRIB 5	50,000
	Hi-Tech	70% Polypropylene, 29% Wool, 1% Basf	C + M	60,000
	Oxygen	90% Virgin Wool, 10% Polyamide	C + M	100,000
	Silk	67% Virgin Wool, 22% Flax, 11% Silk	CRIB 5	50,000
	Synergy	95% Virgin Wool, 5% Polyamide	C + M	100,000
	Intervene Plain + Tex	100% Flame Retardant Polyester	CRIB 5	100,000
BAND Four	Craggan	100% Virgin Wool	CRIB 5	50,000
	Century	76% Wool, 14% Recycled Jute, 10% Polyamide	CRIB 5	50,000
	Stripes	95% Virgin Wool, 5% Polyamide	CRIB 5	80,000
	Individuo	95% Virgin Wool, 5% Polyamide	C + M	100,000
	Hebden	60% Virgin Wool, 40% True Hemp	CRIB 5	50,000
	Code	95% Virgin Wool, 5% Polyamide	CRIB 5	80,000
	Trial	100% Trevira CS	CRIB 5	80,000
	Track	100% Trevira CS	CRIB 5	80,000

* Flame retardancy - C = Cigarettes BS EN 1021 - 1:2006 | M = Matches BS EN 1021 - 2:2006 | Crib 5 = BS 5852 Ignition Source 5
 ** Abrasion resistance measured in Martindale ("rub test") cycles

Base Mechanism



Seat height adjustment

Lever-operated gas lift mechanism, rated to 150kg, lifts the chair up and lowers down to the user's desired height.

Back tilt (seat remains level)

Independent movement of the back rest, operated via a lever under the seat base. Seat remains level.

Synchro Mechanism



Seat height adjustment

Lever-operated gas lift mechanism, rated to 150kg, lifts the chair up and lowers down to the user's desired height.

Synchro Mech

Single lever adjustment for synchronised movement of seat and back pads in a 2:1 ratio. For every 2 degrees of incline applied to the back pad, the seat will incline 1 degree in same direction. Free-float facility applicable. Ideal for prolonged VDU working and hot-desk environments.



Memphis Operator
CODE: MOC1

Dimensions 510W x 500D x 490H (back height)
Seat height 450-580H

High back • tilt back • seat height adjustment • adjustable arms • back height adjustment • black spider base

Band 1	Band 2	Band 3
£120	£127	£139

Options



Aluminium spider base (suffix /ASB to code) £29



Min 95% recyclable



2 week lead time



5 year warranty

Chair supplied with black spider base and adjustable arms as standard



Denver Operator
CODE: DOC1

Dimensions 500W x 460D x 590H (back height)
Seat height 430-550H

High back • back tilt • ratchet back height adjustment • seat height adjustment • black spider base • height adjustable arms

Band 1	Band 2	Band 3
£165	£174	£188

Options



Aluminium spider base (suffix /ASB to code) £29



Min 95% recyclable



2 week lead time



5 year warranty

Chair supplied with black spider base and adjustable arms as standard



Memphis Visitor
CODE: MVC1

Dimensions 510W x 500D x 490H (back height)
Seat height 500H

High back • black base • no arms

Band 1	Band 2	Band 3
£95	£102	£113

Options



Fixed loop arms (suffix /FLA to code) £16



Chrome base (suffix /CVB to code) £31



Denver Visitor
CODE: DVC1

Dimensions 510W x 500D x 590H (back height)
Seat height 500H

High back • black base • no arms

Band 1	Band 2	Band 3
£126	£134	£148

Options



Fixed loop arms (suffix /FLA to code) £16



Chrome base (suffix /CVB to code) £31




Buffalo Operator
CODE: BOC1

Dimensions 480W x 485D x 540H (back height)
Seat height 430-550H


High mesh back • tilt back • seat height adjustment • adjustable arms • back height adjustment • black spider base


Band 1	Band 2	Band 3
£164	£167	£174


Options

 Aluminium spider base (suffix /ASB to code) £29

Chair supplied with black spider base and adjustable arms as standard

 Min 95% recyclable

 2 week lead time

 5 year warranty




Dallas Operator
CODE: DOC1

Dimensions 500W x 485D x 550H (back height)
Seat height 470-560H

Synchro mech • high mesh back • black spider base • height adjustment • slimline height adjustable arms • side tension adjustment


Band 1	Band 2	Band 3	Band 4
£281	£285	£291	£295

Options

 Aluminium spider base (suffix /ASB to code) £29

Chair supplied with black spider base and adjustable arms as standard

 Min 95% recyclable

 2 week lead time

 5 year warranty




Buffalo Visitor
CODE: BVC1


Dimensions 480W x 485D x 540H (back height)
Seat height 500H

High mesh back • black base • no arms

Band 1	Band 2	Band 3
£124	£127	£133

Options

 Fixed loop arms (suffix /FLA to code) £16

 Chrome base (suffix /CVB to code) £31

Chair supplied with black spider base and adjustable arms as standard



Dallas Visitor
CODE: DVC1


Dimensions 500W x 485D x 550H (back height)
Seat height 500H

Black base • no arms • high mesh back

Band 1	Band 2	Band 3	Band 4
£220	£223	£230	£234

Options

 Fixed loop arms (suffix /FLA to code) £16

 Chrome base (suffix /CVB to code) £31

Chair supplied with black spider base and adjustable arms as standard



Kansas Operator
CODE: KOC1


Dimensions 510W x 500D x 590H (back height)
Seat height 430-520H

High back • back tilt • seat tilt • ratchet back height adjustment
• seat height adjustment • black spider base • slimline height adjustable arms • tension adjustment


Two tone fabric no extra cost. If two different fabric ranges are required then the higher band fabric price will be used for the whole unit.


Band 1	Band 2	Band 3	Band 4
£258	£275	£302	£318


Options

 Aluminium spider base £29
(suffix /ASB to code)

Chair supplied with black spider base and adjustable arms as standard

 Min 95% recyclable

 2 week lead time

 5 year warranty




Washington Operator
CODE: WOC1


Dimensions 510W x 500D x 590H (back height)
Seat height 430-555H

Executive synchro mechanism (seat/back ratio of 3:1 movement with 27 degrees of back angle tilt) • ratchet back • 4D height adjustable arms • side tensioner • seat height adjustment

Two tone fabric no extra cost. If two different fabric ranges are required then the higher band fabric price will be used for the whole unit.

Band 1	Band 2	Band 3	Band 4
£295	£312	£339	£354

 Min 95% recyclable

 2 week lead time

 5 year warranty

Chair supplied with chrome base and adjustable arms as standard



Kansas Visitor
CODE: KVC1


Dimensions 510W x 500D x 590H (back height)
Seat height 500H


High back • black base • no arms

Two tone fabric no extra cost. If two different fabric ranges are required then the higher band fabric price will be used for the whole unit.

Band 1	Band 2	Band 3	Band 4
£219	£235	£263	£279

Options

 Fixed loop arms £16
(suffix /FLA to code)

 Chrome base £31
(suffix /CVB to code)

Washington Visitor
CODE: WVC1

Dimensions 510W x 500D x 590H (back height)
Seat height 500H

Chrome base • fixed loop arms

Two tone fabric no extra cost. If two different fabric ranges are required then the higher band fabric price will be used for the whole unit.

Band 1	Band 2	Band 3	Band 4
£276	£292	£319	£335

Chair supplied with fixed loop arms and chrome base as standard




Miami Single


Dimensions 760W x 800D x 690H
Seat height 370H


Chrome legs

Two tone fabric no extra cost. If two different fabric ranges are required then the higher band fabric price will be used for the whole unit.

Band 1	Band 2	Band 3	Band 4
£484	£522	£554	£635

 Min 95% recyclable

 4 week lead time

 5 year warranty

Seating is shown in Camira > Synergy > Honeycomb (back) and Summon (seat) - Band 3 (£791)






Miami Triple


Dimensions 1750W x 800D x 690H
Seat height 370H


Chrome legs

Two tone fabric no extra cost. If two different fabric ranges are required then the higher band fabric price will be used for the whole unit.

Band 1	Band 2	Band 3	Band 4
£816	£875	£918	£1,040

 Min 95% recyclable

 4 week lead time

 5 year warranty

Seating is shown in Camira > Synergy > Summon (back) and Honeycomb (seat)






Boulder Tub


Dimensions 660W x 600D x 670H
Seat height 400H

Chrome legs

Two tone fabric no extra cost. If two different fabric ranges are required then the higher band fabric price will be used for the whole unit.


Band 1	Band 2	Band 3	Band 4
£338	£376	£435	£470

 Min 95% recyclable

 4 week lead time

 5 year warranty

Seating is shown above in Camira > Hedben > Honeywell (seat) and Plough (back) - Band 4 (£671)






Boulder Double


Dimensions 1200W x 600D x 670H
Seat height 400H


Chrome legs

Two tone fabric no extra cost. If two different fabric ranges are required then the higher band fabric price will be used for the whole unit.

Band 1	Band 2	Band 3	Band 4
£563	£614	£699	£751

 Min 95% recyclable

 4 week lead time

 5 year warranty

Seating is shown above in Camira > Hedben > Honeywell (seat) and Plough (back)






Chicago


Dimensions 595W x 655D x 780H
Seat height 475H


Spider raised 4 star base - Chrome
Swivel Seat

Two tone fabric no extra cost. If two different fabric ranges are required then the higher band fabric price will be used for the whole unit.


Band 1	Band 2	Band 3	Band 4
£217	£235	£253	£272

 Min 95% recyclable

 4 week lead time

 5 year warranty

Seating is shown in Camira > Synergy > Fate (seat) and Fellowship (back) - Band 3 (£362)






Detroit


Dimensions 450W x 580D x 780H
Seat height 470H


4 star aluminium base
Swivel Seat

Two tone fabric no extra cost. If two different fabric ranges are required then the higher band fabric price will be used for the whole unit.

Band 1	Band 2	Band 3	Band 4
£228	£242	£267	£290


 Min 95% recyclable

 4 week lead time

 5 year warranty



Add a Tilt back (/TB) to the Detroit for only £25



Seating is shown in Camira > Aquarius > Pesto (outer) and Courette (inner) - Band 3 (366)




Seattle


Dimensions 680W x 600D x 790H
Seat height 460H


Chrome feet

Two tone fabric no extra cost. If two different fabric ranges are required then the higher band fabric price will be used for the whole unit.


Band 1	Band 2	Band 3	Band 4
£295	£327	£381	£414

 Min 95% recyclable


 4 week lead time

 5 year warranty

Seating is shown in Camira > Blazer > Wesley (back) and Fairfield (seat) - Band 3 (£544)



COLOUR FINISHES



White



Plain Grey



Ply Edging
+ £36 per top



Classic Ash




Japanese Ash



Modern Oak



Beech



Dakar



Maple



Light Oak



Cherry



Silver



Portofino Cherry



Walnut



Swiss Elm



Anthracite

NEW FOR 2018

METAL FINISHES - Clear matt lacquer also available



White RAL 9016



Silver RAL 9006




Grey RAL 7012
(Textured)



Black
(Textured)

FABRIC CHOICES - CHAIRS


Advantage



Sea Blue AD017



Turquoise AD027



Kingfisher AD122




Leaf AD030



Sandvale AD016




Adriatic AD001



Riviera AD123




Aqua AD002



Persian AD101



Tawny AD098



Clipper AD126



Delta Blue AD026



Teal AD120



Oasis AD117



Cranberry AD005



Largo AD112



Trident AD124



Shamrock AD121



Purple AD118



Cinammon AD111



Cobalt AD004



Hobbit AD213




Aztec AD113



Raspberry AD127



Red AD014



Granite AD009



Royal Blue PY05




Trent AD214



Grape AD029



Claret PY16



Pewter AD072



Nightshade AD011



Mineral AD010



Beetroot AD116



Wine AD020




Black AD055



Charcoal AD028



Fjord AD125



Graphite AD066




Peat AD131


IMPORTANT: Finishes shown are for illustration only - please do not try to colour match. If trying to match against existing colours please call and ask for a sample card to be posted. Different coloured metalwork is available, price on application.

Please note, due to printing limitations we recommend you request actual fabric samples before ordering.


Cara




Glass EJ004




Spray EJ033




Hillswick EJ190



Chaucer EJ172



Portland EJ016



Lead EJ104



Merrick EJ048



Black EJ138



Ronay EJ189



Fair Isle EJ186




Staffa EJ185



Carron EJ015



Lora EJ187



Dolphin EJ105



Inverness EJ175



Galilee EJ125



Cluanie EJ180



Adriatic EJ154



Walten EJ011




Easdale EJ188



Clan EJ169



Lomond EJ192



Shetland EJ191



Beltane EJ193



Maree EJ195



Lerwick EJ194



Vit EJ184



Austen EJ173



Pitlochry EJ076



Lossie EJ197



Denny EJ196



Tummel EJ038

Lucia




Adobo YB165



Rum YB086




Slip YB094



Tequila YB038



Paseo YB019



Blizzard YB108



Tarot YB090



Havana YB009



Oyster YB107



Reef YB085



Aruba YB093



Sandstorm YB302



Windjammer YB047



Montserrat YB011



Taboo YB045



Tobago YB030



Jamaica YB027



Apple YB096



Madura YB156



Campeche YB301



Bluebell YB097



Bluefield YB021



Scuba YB089



Costa YB026



Arcibo YB099



Marianna YB157



Bermuda YB084



Steel YB095



Martinique YB004



Curacao YB005



Sombrero YB046



Ocean YB100



Solano YB088



Bridgetown YB102



Muave YB069



Diablo YB101



Tortuga YB168



Lobster YB087



Belize YB105



Calypso YB106

Please note, due to printing limitations we recommend you request actual fabric samples before ordering.



Grain front to back

800 DEEP RECTANGULAR DESKTOP H: 740mm D: 800mm

600 DEEP RECTANGULAR DESKTOP H: 740mm D: 600mm

CODE WIDTH

RD18 1800 RD16 1600 RD14 1400 RD12 1200 RD10 1000 RD8 800

RR18 1800 RR16 1600 RR14 1400 RR12 1200 RR10 1000 RR8 800



WAVE DESKTOP H: 740mm D: 1000-800mm

WV18 1800 WV16 1600 WV14 1400 WV12 1200 WV10 1000



COMPACT WAVE DESKTOP H: 740mm D: 800-600mm

CWV18 1800 CWV16 1600 CWV14 1400 CWV12 1200



DOUBLE WAVE DESKTOP H: 740mm D: 1000-800mm

DWV18 1800 DWV16 1600



roma panel end
prefix code with 'P'

18mm
25mm

£220 £185 £170 £159 £150 £143
£241 £214 £197 £182 £171 £164

£213 £179 £164 £151 £143 £136
£230 £213 £190 £175 £165 £158

£267 £253 £231 £215 £205
£287 £272 £262 £251 £242

£241 £229 £219 £209
£262 £248 £239 £230

£285 £277
£329 £316



roma lorenzo
prefix code with 'RL'

25mm

£275 £247 £232 £216 £206 £197

£265 £246 £225 £208 £200 £193

£321 £307 £296 £286 £251

£296 £283 £272 £263

£363 £329



giorgio
prefix code with 'G'

18mm
25mm

£220 £185 £170 £159 £150 £143
£241 £214 £197 £182 £171 £164

£213 £179 £164 £151 £143 £136
£230 £213 £190 £175 £165 £158

£267 £253 £231 £215 £205
£287 £272 £262 £251 £242

£241 £229 £219 £209
£262 £248 £239 £230

£285 £277
£329 £316



giorgio wire-managed
prefix code with 'GWM'

18mm
25mm

£275 £240 £227 £215 £205 £197
£297 £269 £254 £237 £228 £220

£275 £234 £220 £206 £197 £192
£286 £268 £246 £230 £221 £214

£322 £308 £286 £270 £261
£343 £327 £317 £307 £298

£297 £284 £274 £265
£317 £304 £295 £285

£341 £333
£385 £372



bologna ♦
prefix code with 'B'

25mm

£320 £285 £269 £249 £242 £234

£307 £281 £262 £244 £233 £224

£362 £347 £335 £323 £316

£333 £318 £307 £291

£405 £393



modena ♦
prefix code with 'M'

25mm

£320 £285 £269 £249 £242 £234

£307 £281 £262 £244 £233 £224

£362 £347 £335 £323 £316

£333 £318 £307 £291

£405 £393



giorgio height settable
prefix code with 'GHS'
height 650-950mm

25mm

£321 £284 £277 £260 £249 £240

£310 £291 £269 £251 £242 £235

£370 £354 £344 £333 £322

£344 £329 £319 £309

£415 £400

Please specify left or right handed
(right handed shown)

Please specify left or right handed
(right handed shown)

♦ Fixed pedestals not available ♣ Pedestals will not fit under

AVAILABLE BOARD FINISHES

Anthracite (AN), Beech (B), Cherry (C), Classic Ash (CA), Dakar (Dk), Light Oak (LO), Modern Oak (MO), Maple (M), Plain Grey (PG), Portofino Cherry (PC), Silver (S), Swiss Elm (SE), Walnut (WA), White (WH) available in 18mm and 25mm.



J SHAPE TOP 600x600
H: 740mm D: 1200mm

CODE	WIDTH	J1866	J1666	J1466	J1266
	1800				
	1600				
	1400				
	1200				



J SHAPE TOP 800x600
H: 740mm D: 1200mm

CODE	WIDTH	J18	J16	J14	J12
	1800				
	1600				
	1400				
	1200				



J SHAPE TOP 800x800
H: 740mm D: 1200mm

CODE	WIDTH	J1888	J1688	J1488	J1288
	1800				
	1600				
	1400				
	1200				



SYMMETRICAL DESKTOP
H: 740mm D: 1800/1600mm

CODE	WIDTH	SYM18	SYM16
	1800		
	1600		



120° CORE UNIT TOP
H: 740mm D: 800 or 600mm

CODE	END SIZE	CU128	CU126	CU11	CU9
	800mm				
	600mm				



roma panel end
prefix code with 'P'

18mm
25mm

£302	£270	£239	£227
£347	£310	£275	£263

£307	£276	£244	£232
£352	£316	£281	£268

£316	£286	£254	£242
£361	£325	£291	£277

£432	£404
£493	£461

£397	£365	£340	£329
£438	£405	£379	£370



roma lorenzo
prefix code with 'RL'

25mm

£381	£323	£309	£297
------	------	------	------

£386	£349	£316	£302
------	------	------	------

£396	£360	£324	£311
------	------	------	------

£527	£496
------	------

£472	£440	£414	£403
------	------	------	------



giorgio
prefix code with 'G'

18mm
25mm

£302	£270	£239	£227
£347	£310	£275	£263

£307	£276	£244	£232
£352	£316	£281	£268

£316	£286	£254	£242
£361	£325	£291	£277

£432	£404
£493	£461

£397	£365	£340	£329
£438	£405	£379	£370



giorgio wire-managed
prefix code with 'GWM'

18mm
25mm

£357	£326	£295	£283
£402	£365	£330	£318

£363	£333	£301	£288
£408	£372	£338	£323

£372	£342	£309	£298
£417	£381	£346	£333

£488	£460
£548	£517

£453	£421	£395	£385
£494	£461	£435	£425



bologna
prefix code with 'B'

25mm

£424	£386	£349	£333
------	------	------	------

£431	£393	£356	£343
------	------	------	------

£441	£403	£368	£353
------	------	------	------

£579	£548
------	------

£519	£488	£457	£449
------	------	------	------



modena
prefix code with 'M'

25mm

£424	£386	£349	£333
------	------	------	------

£431	£393	£356	£343
------	------	------	------

£441	£403	£368	£353
------	------	------	------

£579	£548
------	------

£519	£488	£457	£449
------	------	------	------



giorgio height settable
prefix code with 'GHS'
height 650-950mm

25mm

£433	£395	£357	£344
------	------	------	------

£438	£400	£364	£349
------	------	------	------

£449	£411	£374	£360
------	------	------	------

£585	£553
------	------

-	-	-	-
---	---	---	---

Please specify left or right handed
(right handed shown)

Please specify left or right handed
(right handed shown)


Please specify left or right handed
(right handed shown)

Please specify left or right handed
(right handed shown)

◆ Fixed pedestals not available ♣ Pedestals will not fit under

AVAILABLE BOARD FINISHES

Anthracite (AN), Beech (B), Cherry (C), Classic Ash (CA), Dakar (Dk), Light Oak (LO), Modern Oak (MO), Maple (M), Plain Grey (PG), Portofino Cherry (PC), Silver (S), Swiss Elm (SE), Walnut (WA), White (WH) available in 18mm and 25mm.



BOW FRONTED S SHAPE
H: 740mm D:1200mm



S SHAPED TOP
H: 740mm D:1200mm



COMPACT DESKTOP
H: 740mm D: 1000-800/600mm



ANGULAR DESKTOP
H: 740mm D: 1134mm



D ENDED DESKTOP
H: 740mm D: 800mm

**CODE
WIDTH**

BFS20 BFS18 BFS16
2000 1800 1600

S20 S18 S16
2000 1800 1600

CS18 CS16
1800 1600

AT22 AT20
2200 2000

DE22 DE20
2200 2000



roma panel end
prefix code with 'P'

**18mm
25mm**

£420 £393 £363
£468 £439 £402

£349 £323 £292
£396 £370 £333

£310 £277
£318 £288

£329 £316
£349 £334

£266 £253
£313 £297



roma lorenzo
prefix code with 'RL'

25mm

£501 £473 £436

£431 £384 £367

£352 £322

£383 £368

£347 £330



giorgio
prefix code with 'G'

**18mm
25mm**

£420 £393 £363
£468 £439 £402

£349 £323 £292
£396 £370 £333

£310 £277
£318 £288

£329 £316
£349 £334

£266 £253
£313 £297



giorgio wire-managed
prefix code with 'GWM'

**18mm
25mm**

£475 £449 £419
£524 £495 £458

£405 £379 £347
£452 £424 £389

£365 £334
£375 £344

£385 £372
£404 £385

£321 £309
£368 £352



bologna ♦
prefix code with 'B'

25mm

£551 £523 £485

£477 £449 £412

£433 £397

£426 £414

£389 £372



modena ♦
prefix code with 'M'

25mm

£551 £523 £485

£477 £449 £412

£433 £397

£426 £414

£389 £372



giorgio height settable
prefix code with 'GHS'
height 650-950mm

25mm

£558 £530 £491

£485 £456 £418

£402 £371

£435 £415

£397 £380

Please specify left or right handed
(right handed shown)

Please specify left or right handed
(right handed shown)

Please specify left or right handed
(right handed shown)

Please specify left or right handed
(right handed shown)

Please specify left or right handed
(right handed shown)

♦ Fixed pedestals not available ♣ Pedestals will not fit under

AVAILABLE BOARD FINISHES

Anthracite (AN), Beech (B), Cherry (C), Classic Ash (CA), Dakar (Dk), Light Oak (LO), Modern Oak (MO), Maple (M), Plain Grey (PG), Portofino Cherry (PC), Silver (S), Swiss Elm (SE), Walnut (WA), White (WH) available in 18mm and 25mm.

All orders are accepted subject to the following terms and conditions.

Definitions

“The Company” means Hawk Furniture Ltd

“The Buyer” means the Account Applicant or person who buys or agrees to buy Goods from the Company

Prices

The price shall be that on The Company’s current price list, or if applicable the price contained in the buyer’s quotation. Should a product’s price change between receipt of order and despatch the buyer will be notified and given the opportunity to cancel the order and receive a full refund. All prices are exclusive of VAT which will be charged at the rate ruling at the time of despatch.

Delivery

Whilst every reasonable effort shall be made to adhere to estimated delivery dates, time of delivery shall not be of the essence and the company shall not be liable for any losses, costs, damages or expenses incurred by the buyer or any person or company arising directly or indirectly out of any failure to meet any estimated delivery date. All deliveries must be signed for and appropriately dated. Notification of any shortages/damages must be made in writing to The Company within 5 working days of receipt of goods.

Cancellation and Returns

Orders may be cancelled within 24 hours of order placement with no charge. Prior to manufacture and in The Company’s sole discretion, standard products may be cancelled subject to a 25% administration charge. After manufacturing has commenced, orders will be charged in full. Any variations of this clause will need to be confirmed in writing by The Company. Invoiced and delivered orders may not be returned.

Payment and Credit Facilities

Accounts in respect of goods supplied are due for payment by the buyer, no later than the last day of the month following month of delivery, unless otherwise agreed by the company. In the event of late payment the company reserves the right at any time and without prior notice to suspend production/despatch of goods to the buyer. Interest will be charged on all overdue accounts at the rate of 3% per month above the Bank of England base rate for the time being in force, calculated from the due date on a daily basis to the date of payment. All credit facilities will cease should it be necessary to commence legal action for the recovery of a debt. We reserve the right to withdraw credit facilities at any time and without prior notice should it be deemed necessary.

Ownership and Risk

Title of the goods shall remain the sole and absolute property of The Company until such time as the buyer has paid in whole for the full amount of the goods. Notwithstanding that the goods remain the property of The Company, the buyer may sell or use the goods in such a manner as to pass to a third party a valid title of the goods and shall hold the proceeds of such sale on trust for The Company. Risk of loss or damage to the goods shall pass to the buyer at time of delivery. In the instance of goods being lost or damaged after delivery where ownership has yet to pass, the buyer will indemnify the company against such loss/damage.

Due to our continued development program, we reserve the right to modify or alter designs without prior notice.

A full copy of our terms and conditions are available on request.



Multiple horizontal lines for taking notes.